

Fg/Sh	Descrizione	Description
1	ARRIVO LINEA	POWER SUPPLY
2	COMPRESSORI - CR	COMPRESSORS - CR
2A	COMPRESSORI + SOFTSTARTER + CR	COMPRESSORS + SOFTSTARTER + CR
2B	TARATURA SOFTSTARTER	SOFTSTARTER CALIBRATION
3	VENTILATORE E POMPA	FAN AND PUMP
4	SCHEDA ELETTRONICA	ELECTRONIC CARD
4A	COLLEGAMENTO KTRP MAX 200 METRI	200 MT KTRP CONNECTION
4B	COLLEGAMENTO TRA UNITA'	CONNECTION BETWEEN UNITS
4C	COLLEGAMENTO TRA UNITA'	CONNECTION BETWEEN UNITS
4D	BUS SERIALE RS485	RS485 SERIAL BUS
5	PROTEZIONI	PROTECTIONS
6	PRESSOSTATI	PRESSURE SWITCH
7	SONDE	PROBES
8	RESISTENZE	RESISTANCES
8A	RESISTENZE	RESISTANCES
9	VALVOLE SOLENOIDE	SOLENOID VALVE
10	COMANDO E CONTROLLO REMOTO	REMOTE AND COMMAND CONTROL
11	COMANDO E CONTROLLO REMOTO	REMOTE AND COMMAND CONTROL
12	CONTATTORI	CONTACTORS
13	LKD LEAK DETECTOR	LKD LEAK DETECTOR
14	EEV	EEV
15	COLLEGAMENTO TRT	TRT CONNECTION
16	TABELLA DIMENSIONAMENTO	DIMENSIONING CIRCUIT
17	MORSETTIERA	TERMINAL BOARD
18	VISTA INTERNO QUADRO	GENERAL CABINET INTERNAL VIEW
18A	VISTA INTERNO QUADRO	GENERAL CABINET INTERNAL VIEW
19	LEGENDA SIMBOLI	SYMBOLS LEGEND
19A	LEGENDA SIMBOLI	SYMBOLS LEGEND
19B	LEGENDA SIMBOLI	SYMBOLS LEGEND
20	LISTA COMPONENTI	COMPONENTS LIST
21	LISTA COMPONENTI	COMPONENTS LIST



RHOSS S.p.A.
 Via Oltre Ferrovia, 32
 33033 Codroipo (UD) - Italy
 tel. +39 0432 911611

www.rhoss.com rhoss@rhoss.com

Sigla/Type	Colore cavi / Cable colors
BN	MARRONE - BROWN
BK	NERO - BLACK
GY	GRIGIO - GREY
GNYE	GIALLO/VERDE - GREEN/YELLOW
BU	BLU -BLUE
RD	ROSSO -RED
OG	ARANCIONE - ORANGE
PK	ROSA - PINK
GN	VERDE - GREEN
WH	BIANCO - WHITE
YE	GIALLO - YELLOW
Sch	SCHERMO - SCHIELD

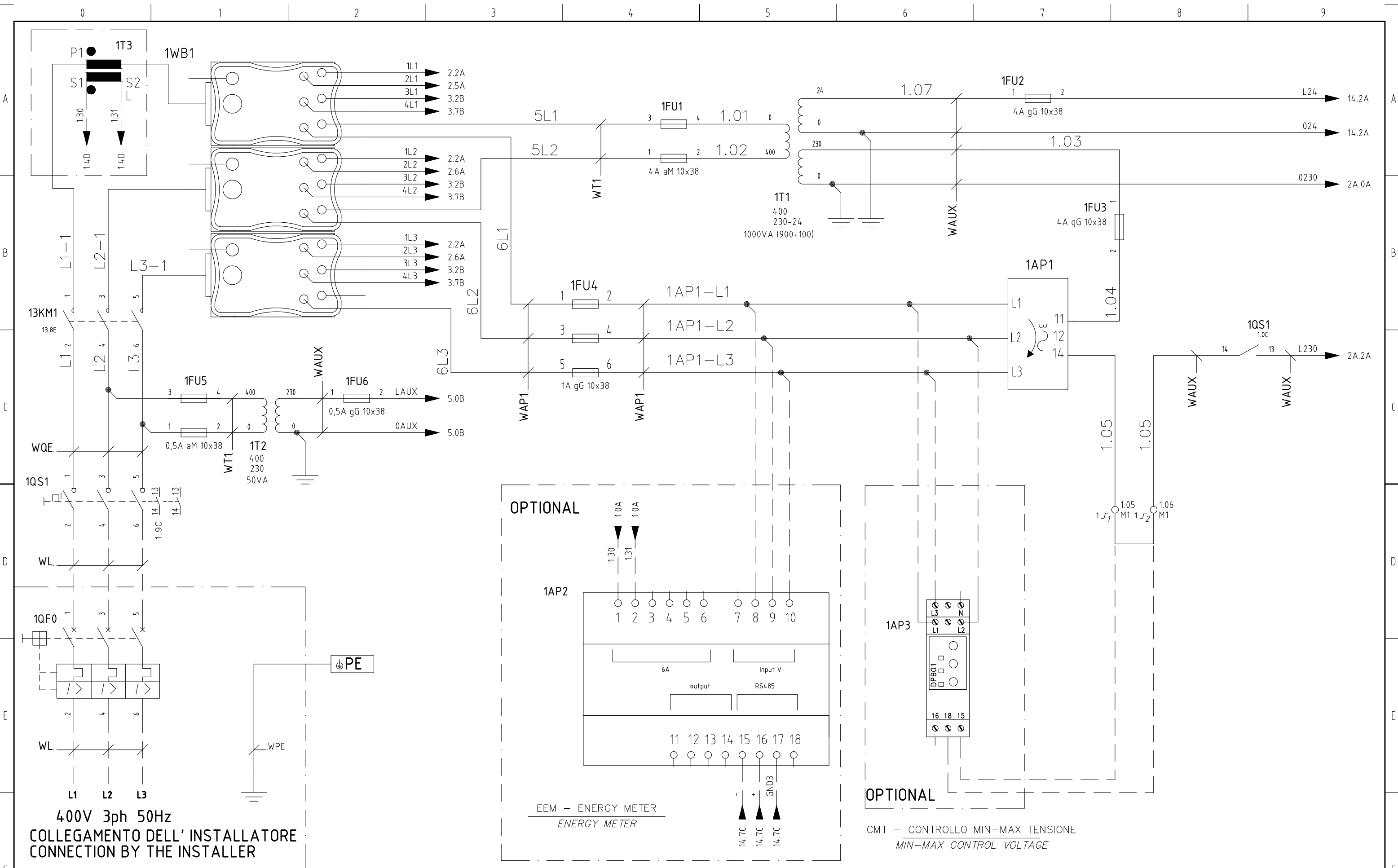
COD. MACCHINA UNIT CODE	COMMESSA ORDER	TENSIONE ESERCIZIO VOLTAGE SUPPLY 400V 50Hz 3ph
SERIE SERIES	COMMITTENTE CUSTOMER	TENSIONE 1 AUSILIARI AUXILIARY VOLTAGE 1 230Vac
TIPO TYPE	NOTE NOTE	TENSIONE 2 AUSILIARI AUXILIARY VOLTAGE 2 24Vac/24Vdc
COD. DISEGNO DRAWING CODE H21218/A		PROTEZIONI PROTECTION

Disegno che non può essere usato né riprodotto senza autorizzazione della RHOSS S.p.A.
 Drawing that not can be used neither reproduce without authorization RHOSS S.p.A.
 Diese Zeichnung kann nicht ohne bewilligung von RHOSS S.p.A. reproduziert oder verwendet werden
 Dessin qu'il pent pos être employé ni reproduit sans autorisation de la part de RHOSS S.p.A.
 Este dibujo no puede ser utilizado ni reproducido sin autorización de RHOSS S.p.A.

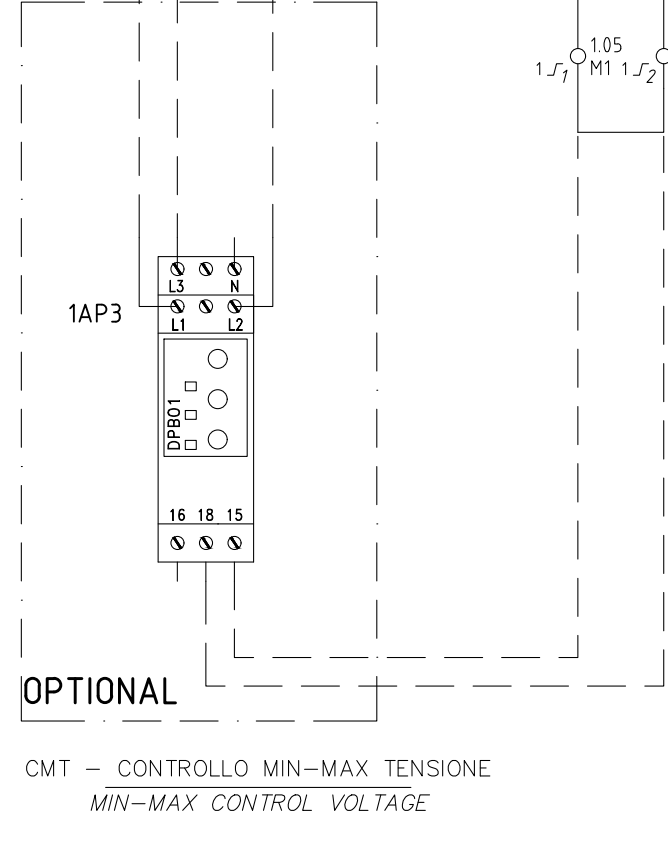
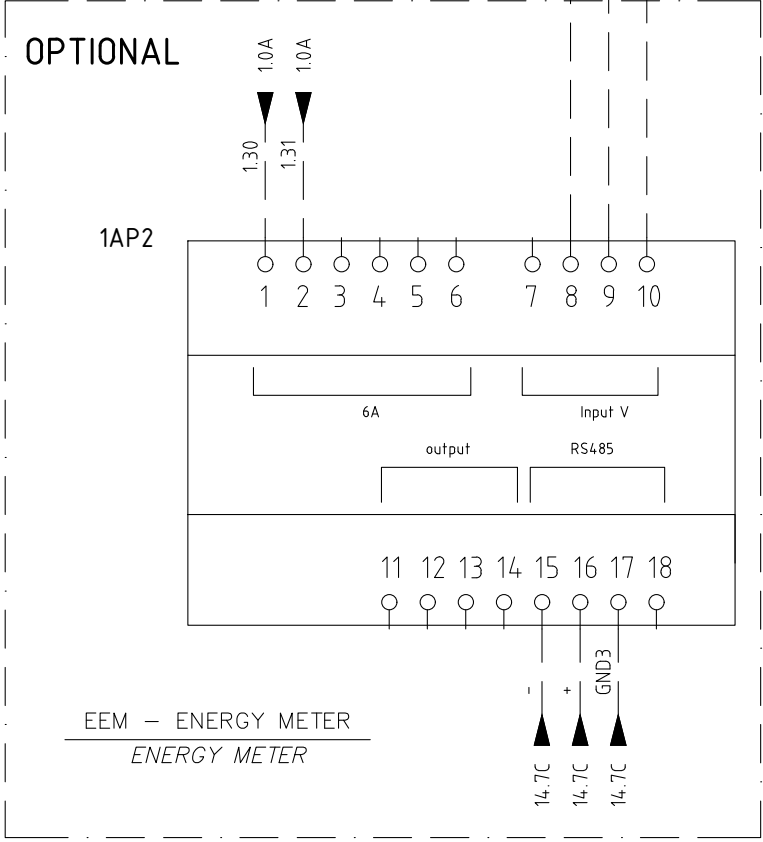
					DATA	19/04/23
					DISEGN.	FOGLIATO L.
A	INSERITO FILTRO RC SU 12KM1 12KM2	1498	20-10-23	FOGLIATO L	VISTO	BELLONI F.
REV.	MODIFICA	MOD.TEC.	DATA	FIRMA	APPR.	BELLONI F.

Foglio
Sheet **0**

Totale
Total **17**



400V 3ph 50Hz
COLLEGAMENTO DELL' INSTALLATORE
CONNECTION BY THE INSTALLER



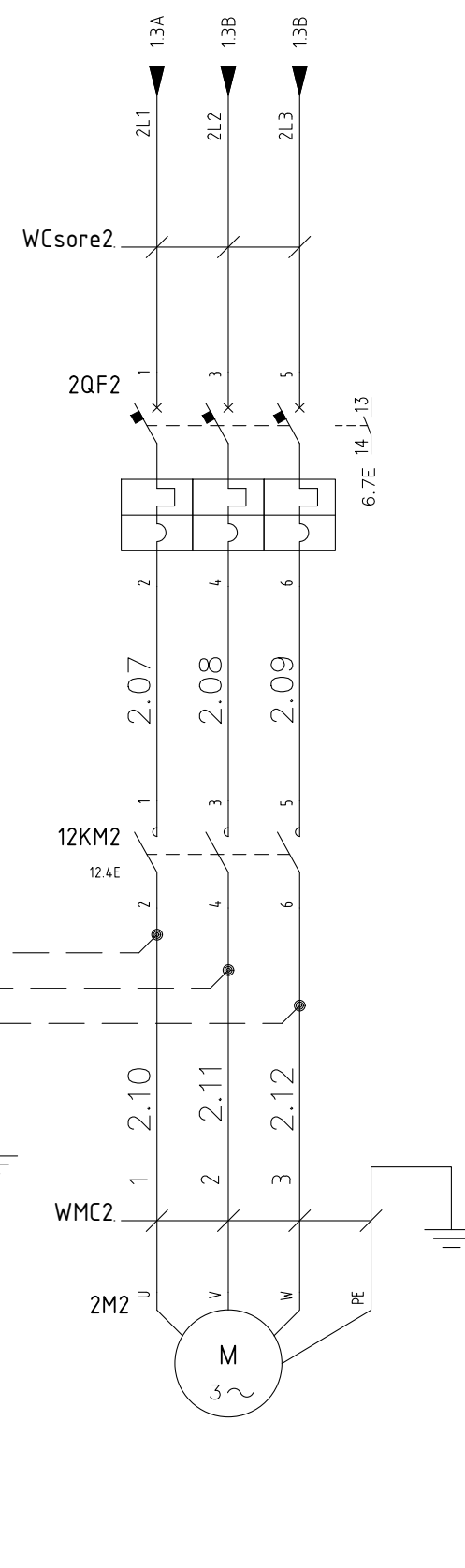
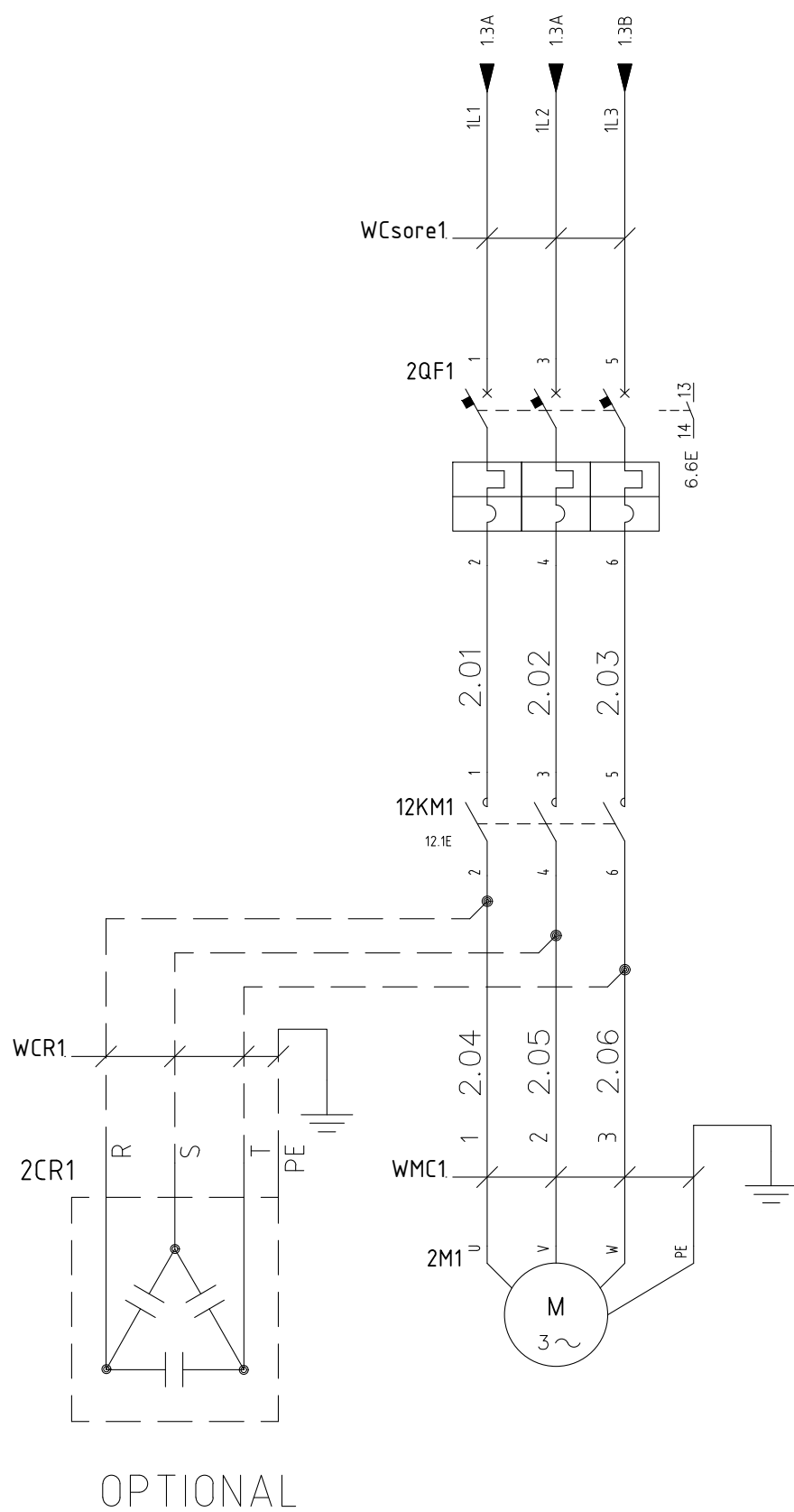
DATA	19/04/23			RHOSS S.p.A.		THAETP 250 (R290)		Codice / Code		Foglio	
DISEG.	FOGLIATO L.			Via Oltre Ferrovia, 32		400V - 3ph - 50Hz		H21218/A		Sheet	
VISTO	BELLONI F.			33033 CODROIPO (UD)						1	
APPR.	BELLONI F.			SOST. IL :						Segue	
MODIFICA				SOST. DA :						Next	
REV.										2	

CR1 - RIFASATORE 1
POWER FACTOR CORRECTOR 1

MC1 - COMPRESSORE
COMPRESSOR

CR2 - RIFASATORE 2
POWER FACTOR CORRECTOR 2

MC2 - COMPRESSORE
COMPRESSOR



DATA	19/04/23
DISEG.	FOGLIATO L.
VISTO	BELLONI F.
APPR.	BELLONI F.
MOD. TEC.	1498
DATA	20-10-23
FIRMA	FOGLIATO L.
REVISIONI	MODIFICA
REV.	

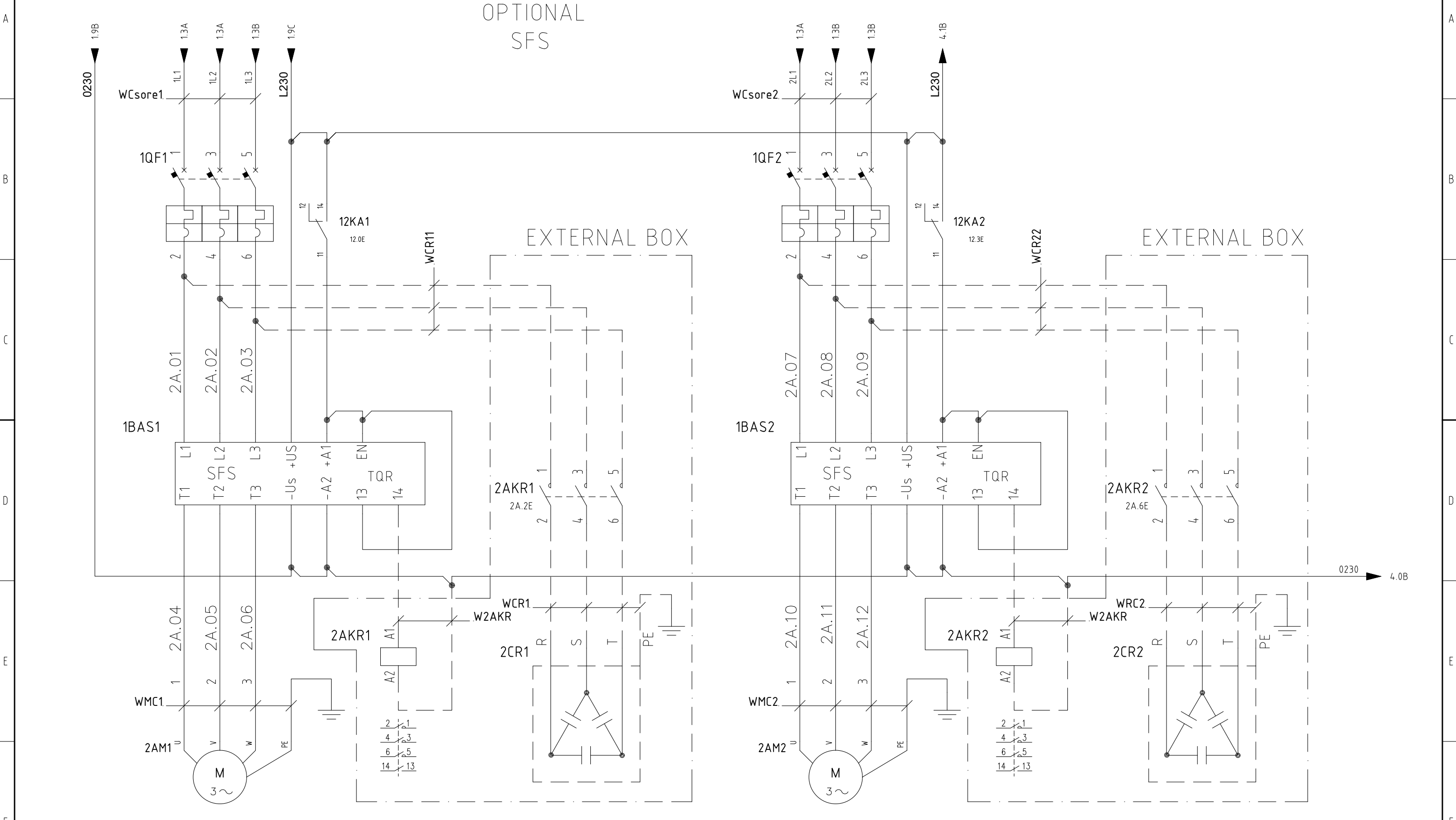


RHOSS S.p.A.
Via Oltre Ferrovia, 32
33033 CODROIPO (UD)

THAETP 250 (R290)
400V - 3ph - 50Hz
COMPRESSORI - CR
COMPRESSORS - CR

Codice / Code
H21218/A

Foglio Sheet 2
Segue Next 2A



DATA	19/04/23			RHOSS S.p.A.		THAETP 250 (R290) 400V - 3ph - 50Hz COMPRESSORI + SOFTSTARTER + CR COMPRESSORS + SOFTSTARTER + CR		Codice / Code H21218/A		Foglio Sheet 2A	
DISEG.	FOGLIATO L.			Via Oltre Ferrovia, 32 33033 CODROIPO (UD)						Segue Next 2B	
VISTO	BELLONI F.	1498	20-10-23	FOGLIATO L.	APPR.	BELLONI F.	SOST. IL :	SOST. DA :			
REV.	MODIFICA	MOD.TEC.	DATA	FIRMA	APPR.	BELLONI F.	SOST. IL :	SOST. DA :			

SOFT STARTER



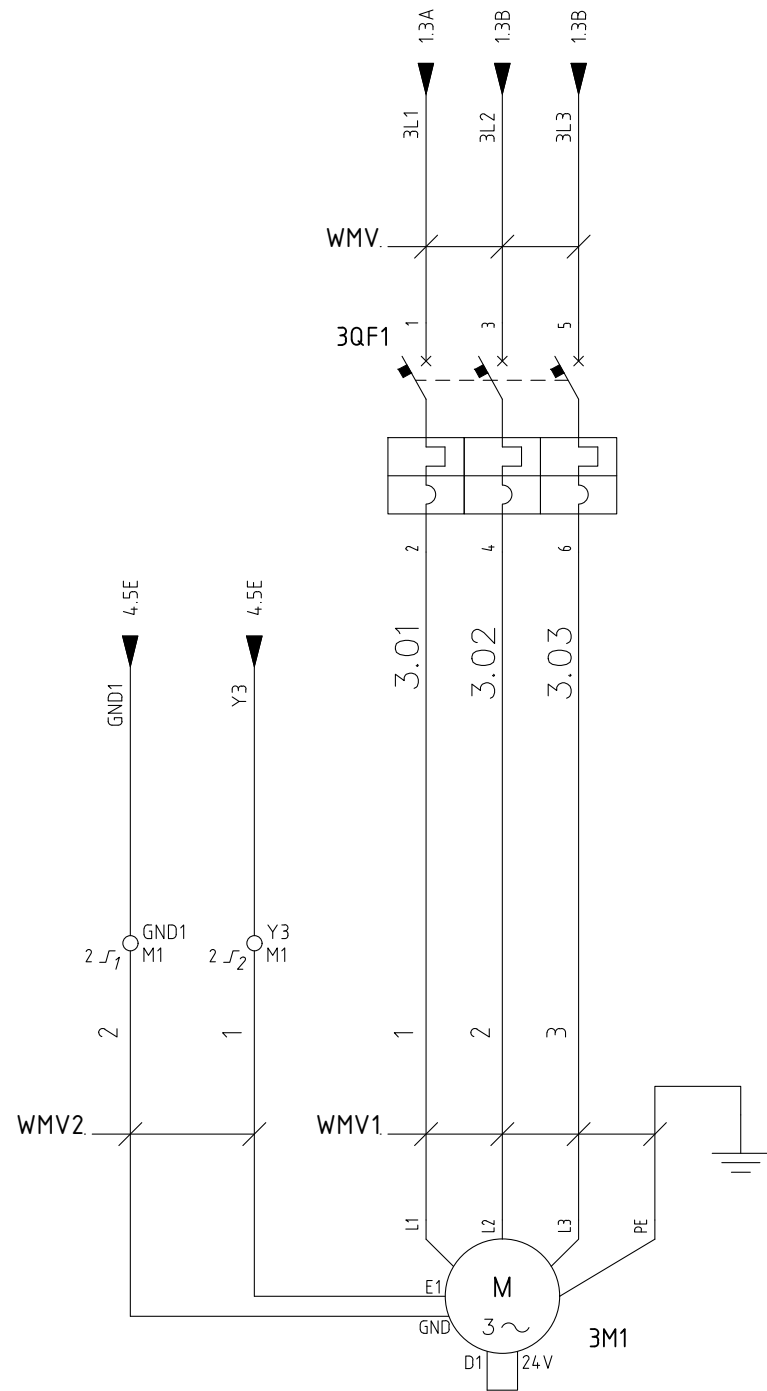
t-Start (1-30s)
 set the value from 1 second to maximum 2 sec.

U-Start (30-100%)
 set the value to 60%

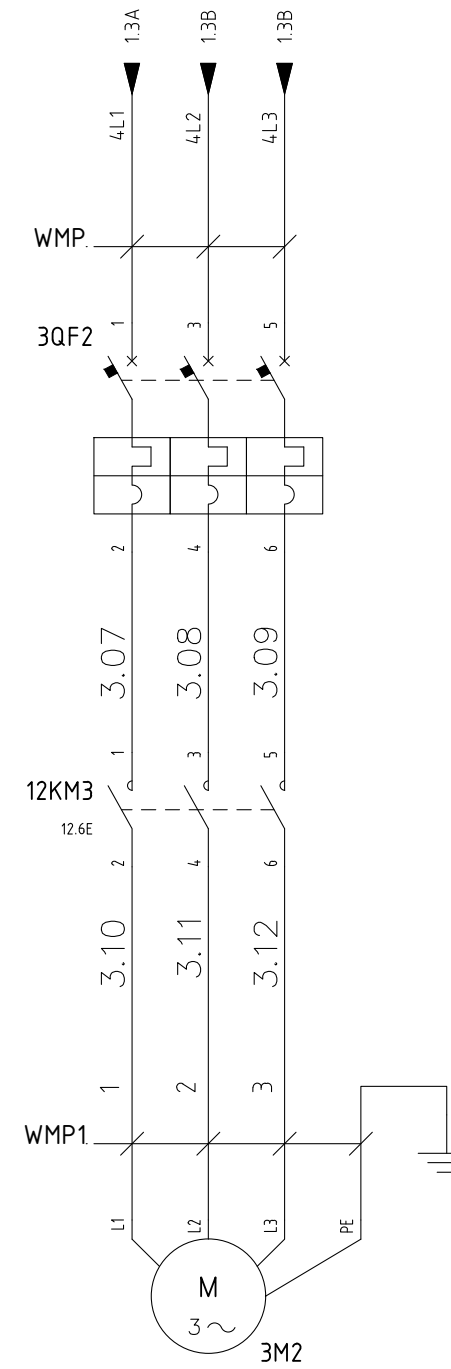
t-Stop (0-30s)
 set the value to 0 seconds

					DATA	19/04/23		RHOSS S.p.A. Via Oltre Ferrovia, 32 33033 CODROIPO (UD)	THAETP 250 (R290) 400V - 3ph - 50Hz TARATURA SOFTSTARTER SOFTSTARTER CALIBRATION	Codice / Code	Foglio	
A	INSERITO FILTRO RC SU 12KM1 12KM2	1498	20-10-23	FOGLIATO L.	VISTO	BELLONI F.				H21218/A	Sheet	2B
REV.	MODIFICA	MOD.TEC.	DATA	FIRMA	APPR.	BELLONI F.				SOST. IL :	SOST. DA :	Segue

MV1 – MOTORE VENTILATORE
FAN MOTOR



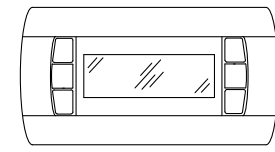
MP1 – MOTORE POMPA
SCAMBIATORE PRINCIPALE
MAIN HEAT EXCHANGER
PUMP MOTOR



P1/P2

					DATA	19/04/23		RHOSS S.p.A. Via Oltre Ferrovia, 32 33033 CODROIPO (UD)	THAETP 250 (R290) 400V – 3ph – 50Hz VENTILATORE E POMPA FAN AND PUMP	Codice / Code	Foglio	
A	INSERITO FILTRO RC SU 12KM1 12KM2	1498	20-10-23	FOGLIATO L.	VISTO	BELLONI F.				H21218/A	Sheet	3
REV.	MODIFICA	MOD.TEC.	DATA	FIRMA	APPR.	BELLONI F.				SOST. IL :	SOST. DA :	Segue

TASTIERA BORDO MACCHINA
ON BOARD DISPLAY



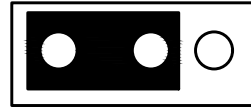
4AP2

0230 2A.9D
L230 2A.6A

0230 5.0A
L230 5.0A

4AP1

jumper RS485/tLAN



J1

J2

J3

J4

J5

J18

J16

GND2
+5V
7.8B
7.7B

7.07
7.08
7.01
7.02
7.04
7.12
7.11
GND
6.0B

6.03
10.12
6.04
6.05
6.02
10.02
10.11
10.7C

3.1C
Y3

R
7.05
10.06
7.03
7.06

6.06
10.01
10.9C

14.6C
14.6C
14.6C
GND3

9.4B

12.01
12.02
12.1B
12.4B

12.03
8.01
9.01
8.0B
9.1B

10.03
10.2C

10.13
10.8C
8A.03
10.08
10.04
10.4C
10.3C

J6

9.6B

J17

DATA 19/04/23
DISEG. FOGLIATO L.
VISTO BELLONI F.
APP. BELLONI F.



RHOSS S.p.A.
Via Oltre Ferrovia, 32
33033 CODROIPO (UD)

THAETP 250 (R290)
400V - 3ph - 50Hz
SCHEDA ELETTRICA
ELECTRONIC CARD

Codice / Code
H21218/A

Foglio Sheet 4
Segue Next 4A

REV. MODIFICA

MOD.TEC. DATA FIRMA

SOST. IL : SOST. DA :

Cavo schermato AWG20/22 / AWG20/22 shielded cable
per esempio/for example Belden 3107A
(non fornito) / (not supplied)

Lmax=200m

Esterno unità
External unit

Interno unità
Internal unit

OPTIONAL
KTRP

DISPLAY REMOTO
REMOTE DISPLAY

PGD1

(di serie nell'unità) / (standard in the unit)

indirizzo/address
unità/unit 1 => 32 (default)
unità/unit 2 => 22
unità/unit 3 => 23
unità/unit 4 => 24

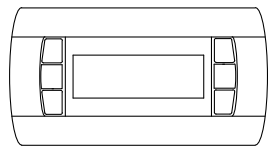
Derivatore / Shunt
(allegato a KTRP / annex to KTRP)

Derivatore / Shunt
(allegato a KTRP / annex to KTRP)

Cavo telefonico / Telephone cable
(allegato a KTRP / annex to KTRP)

Cavo telefonico / Telephone cable
(già cablato nell'unità) / (already wired into the unit)
L=1,5m

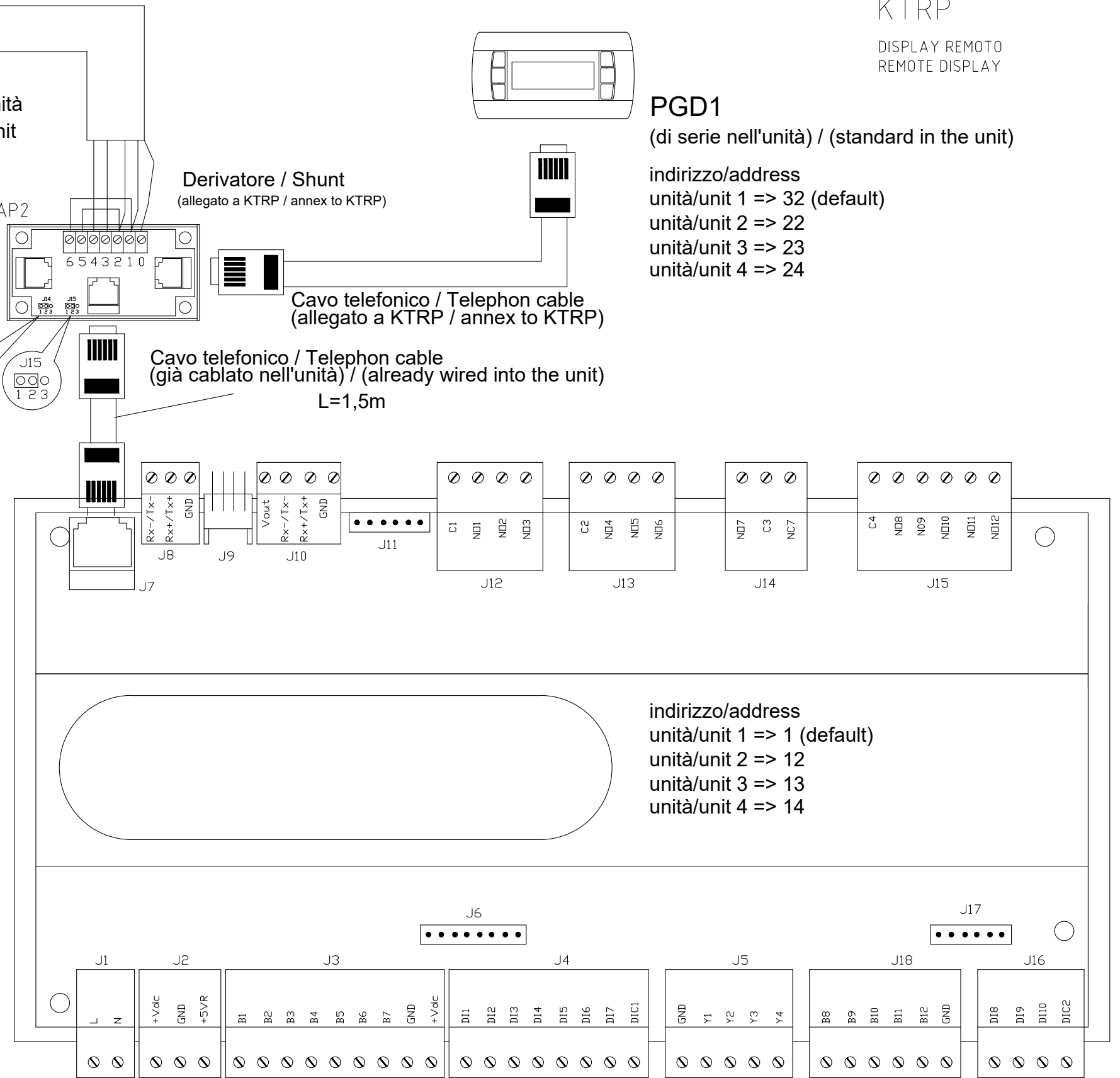
Cavo telefonico / Telephone cable
(allegato a KTRP / annex to KTRP)
L=1,5m



KTRP
(E968573605)

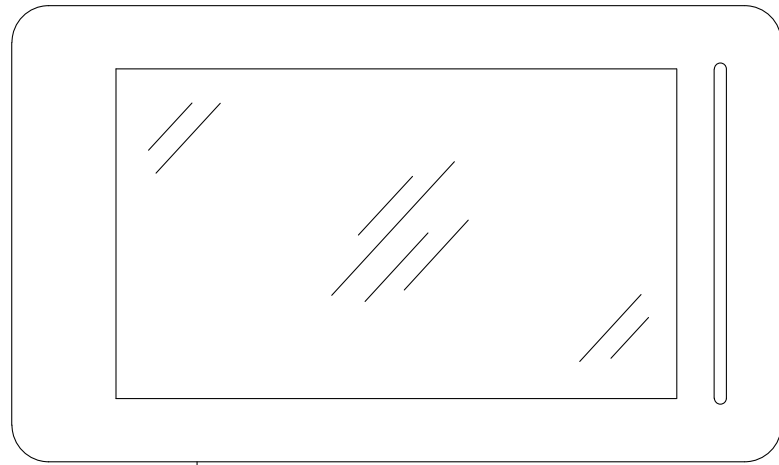
indirizzo/address
unità/unit 1 => 31 (default)

KTRP con distanza MAX dall'unità 200 metri
KTRP with a maximum distance from the unit 200 meters



indirizzo/address
unità/unit 1 => 1 (default)
unità/unit 2 => 12
unità/unit 3 => 13
unità/unit 4 => 14

					DATA	19/04/23		RHOSS S.p.A. Via Oltre Ferrovia, 32 33033 CODROIPO (UD)	THAETP 250 (R290) 400V - 3ph - 50Hz COLLEGAMENTO KTRP MAX 200 METRI 200 MT KTRP CONNECTION	Codice / Code H21218/A	Foglio Sheet 4A			
A	INSERITO FILTRO RC SU 12KM1 12KM2	1498	20-10-23	FOGLIATO L.	VISTO	BELLONI F.					SOST. IL : SOST. DA :	COLLEGAMENTO KTRP MAX 200 METRI 200 MT KTRP CONNECTION	Codice / Code H21218/A	Segue Next 4B
REV.	MODIFICA	MOD.TEC.	DATA	FIRMA	APPR.	BELLONI F.								



OPTIONAL
KTRT

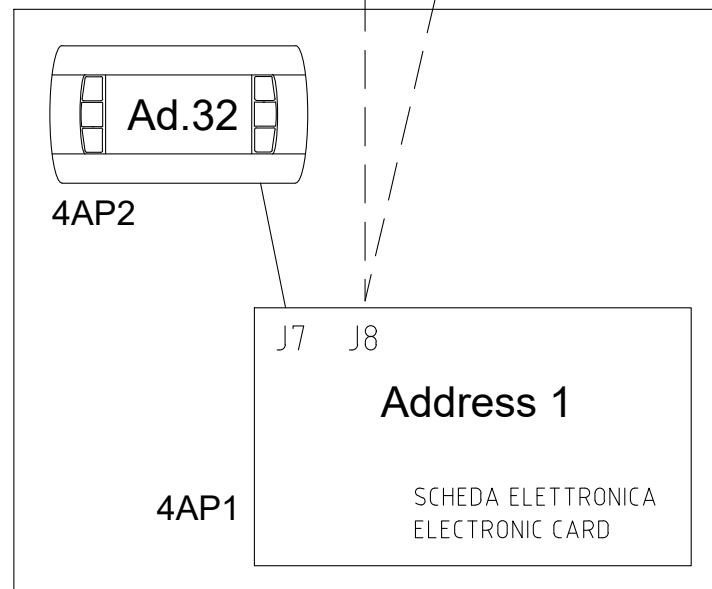
Address 31

OPTIONAL
SDR

Sequenziatore Dinamico Rhoss
Rhoss Dynamic Sequencer

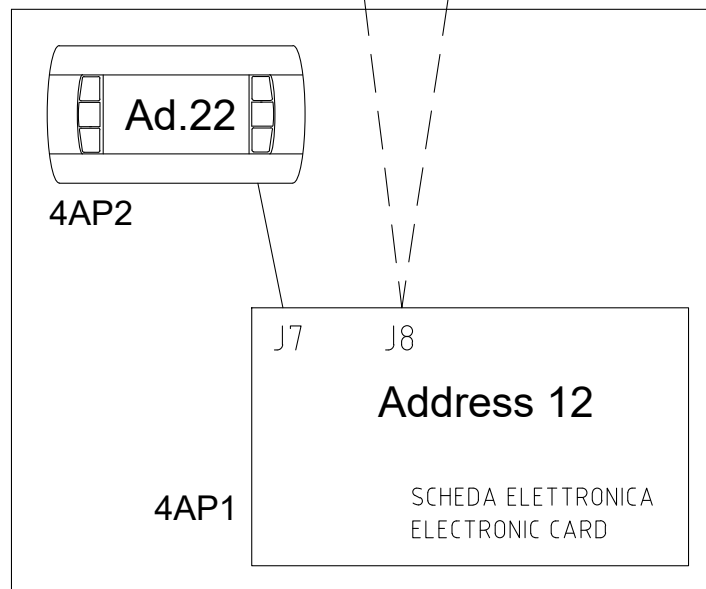
Cavo da usare: vedi Foglio 4D
Cable to use: see Sheet 4D

Unit 1



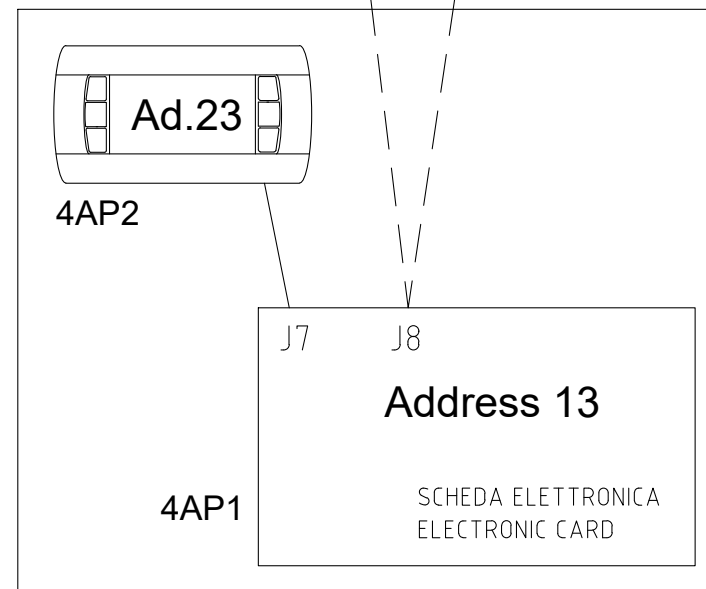
Master

Unit 2



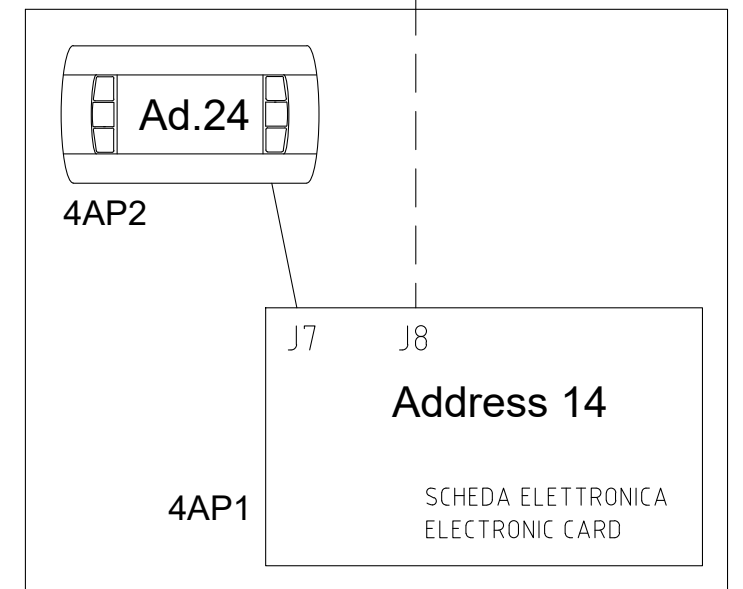
Slave

Unit 3




Slave

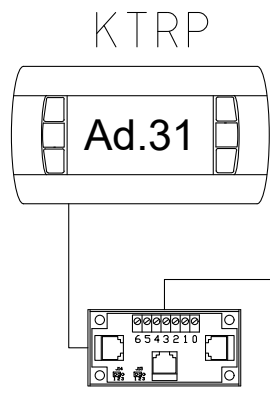
Unit 4



Slave

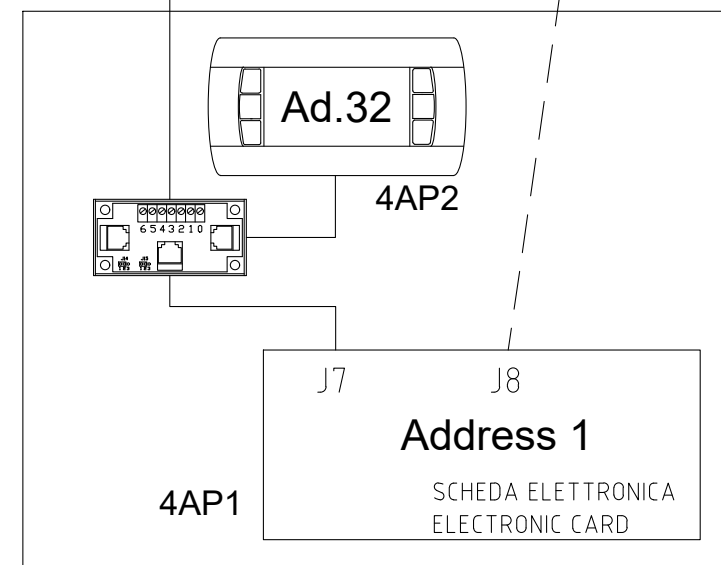
					DATA	19/04/23		RHOSS S.p.A. Via Oltre Ferrovia, 32 33033 CODROIPO (UD)	THAETP 250 (R290) 400V - 3ph - 50Hz COLLEGAMENTO TRA UNITA' CONNECTION BETWEEN UNITS	Codice / Code	Foglio	
A	INSERITO FILTRO RC SU 12KM1 12KM2	1498	20-10-23	FOGLIATO L.	VISTO	BELLONI F.				H21218/A	Sheet	4B
REV.	MODIFICA	MOD.TEC.	DATA	FIRMA	APPR.	BELLONI F.				SOST. IL :	SOST. DA :	Segue

OPTIONAL
SDR
Sequenziatore Dinamico Rhoss
Rhoss Dynamic Sequencer



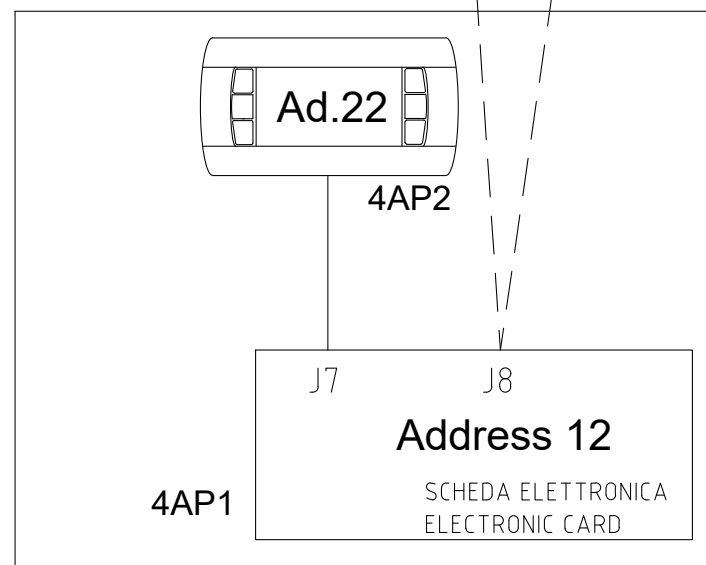
Cavo da usare: vedi Foglio 4D
Cable to use: see Sheet 4D

Unit 1



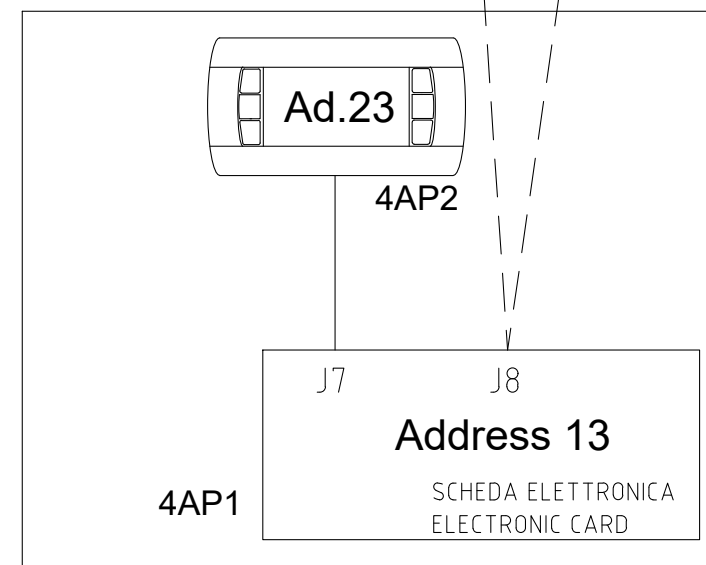
Master

Unit 2



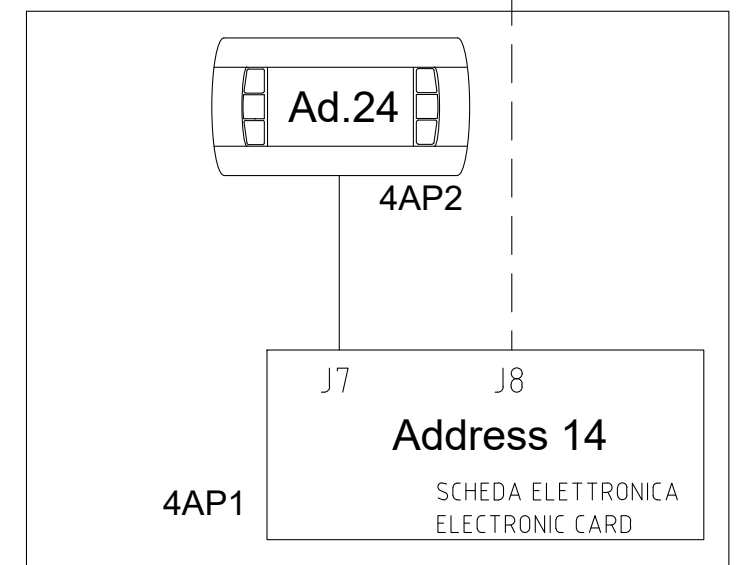
Slave

Unit 3



Slave

Unit 4



Slave

					DATA	19/04/23		RHOSS S.p.A. Via Oltre Ferrovia, 32 33033 CODROIPO (UD)	THAETP 250 (R290) 400V - 3ph - 50Hz COLLEGAMENTO TRA UNITA' CONNECTION BETWEEN UNITS	Codice / Code H21218/A	Foglio Sheet	4C			
A	INSERITO FILTRO RC SU 12KM1 12KM2	1498	20-10-23	FOGLIATO L.	VISTO	BELLONI F.					SOST. IL : SOST. DA :			Segue Next	4D
REV.	MODIFICA	MOD.TEC.	DATA	FIRMA	APPR.	BELLONI F.									

CARATTERISTICA DEL CAVO PER IL COLLEGAMENTO DI UN BUS SERIALE RS 485 CONSULTARE LA GUIDA RHOSS COD H58565

CHARACTERISTICS OF THE CABLE FOR THE CONNECTION OF A RS 485 SERIAL BUS CONSULT THE RHOSS GUIDE COD H58565

2. Caratteristiche del cavo

Lo standard RS-485 definisce le seguenti specifiche del cavo da utilizzare:

- Cavo con coppie di conduttori intrecciati
- Impedenza caratteristica: 100-130 Ω
- Capacità distribuita tra i conduttori: < 100 pF/m
- Capacità distribuita tra i conduttori e la schermatura: < 200 pF/m
- Schermatura metallica in foglio laminato o intrecciato
- Lunghezza massima del segmento: 1219 m



Il cavo tipicamente consigliato ha:

- Una **impedenza** caratteristica pari a 120 Ω @ 100 kHz
- Una **capacità** inferiore a 30 pF/m
- Una **sezione** del conduttore minima AWG 24.

A titolo puramente esemplificativo vengono riportati i seguenti codici commerciali che rispondono alle caratteristiche richieste:

Marca/Modello	AWG	N° coppie
Belden 9841	24	1
Belden 9842	24	2
Belden 8103	24	1
Madison/Tyco 02KFK0003	24	1
Belden 3105A	22	1
Belden 3106A	22	1,5
Belden 3107A	22	2
CommScope 5090	22	1
Belden 3074F	18	1
Belden 9860	16	1

2. Cable characteristics

The RS-485 standard defines the following cable specifications to be used:

- Cable with twisted pairs of conductors
- Characteristic impedance: 100-130 Ω
- Distributed capacity between the conductors: <100 pF/m
- Distributed capacity between conductors and shielding: <200 pF/m
- Metal shield in laminated or braided sheet
- Maximum segment length: 1219 m




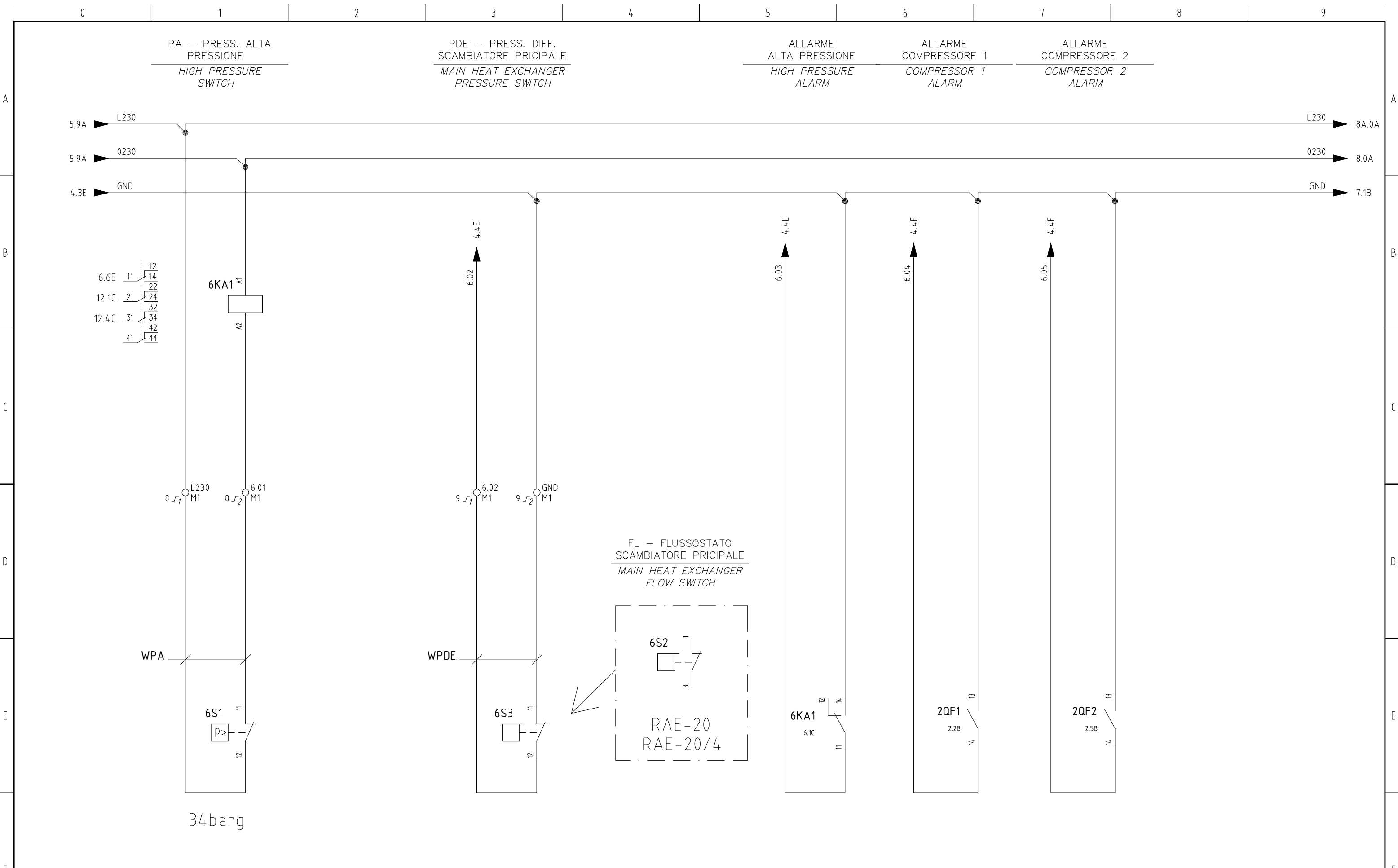
The typically recommended cable has:

- A characteristic **impedance** equal to 120 Ω @ 100 kHz
- A **capacity** lower than 30 pF/m
- A minimum conductor **section** of AWG 24.

By way of example only, the following commercial codes meeting the required characteristics are reported:

Brand/Model	AWG	Pairs #
Belden 9841	24	1
Belden 9842	24	2
Belden 8103	24	1
Madison/Tyco 02KFK0003	24	1
Belden 3105A	22	1
Belden 3106A	22	1,5
Belden 3107A	22	2
CommScope 5090	22	1
Belden 3074F	18	1
Belden 9860	16	1

					DATA	19/04/23		RHOSS S.p.A. Via Oltre Ferrovia, 32 33033 CODROIPO (UD)	THAETP 250 (R290) 400V - 3ph - 50Hz BUS SERIALE RS485 RS485 SERIAL BUS	Codice / Code H21218/A	Foglio Sheet 4D
A	INSERITO FILTRO RC SU 12KM1 12KM2	1498	20-10-23	FOGLIATO L.	VISTO	BELLONI F.					SOST. IL :
REV.	MODIFICA	MOD.TEC.	DATA	FIRMA	APPR.	BELLONI F.					



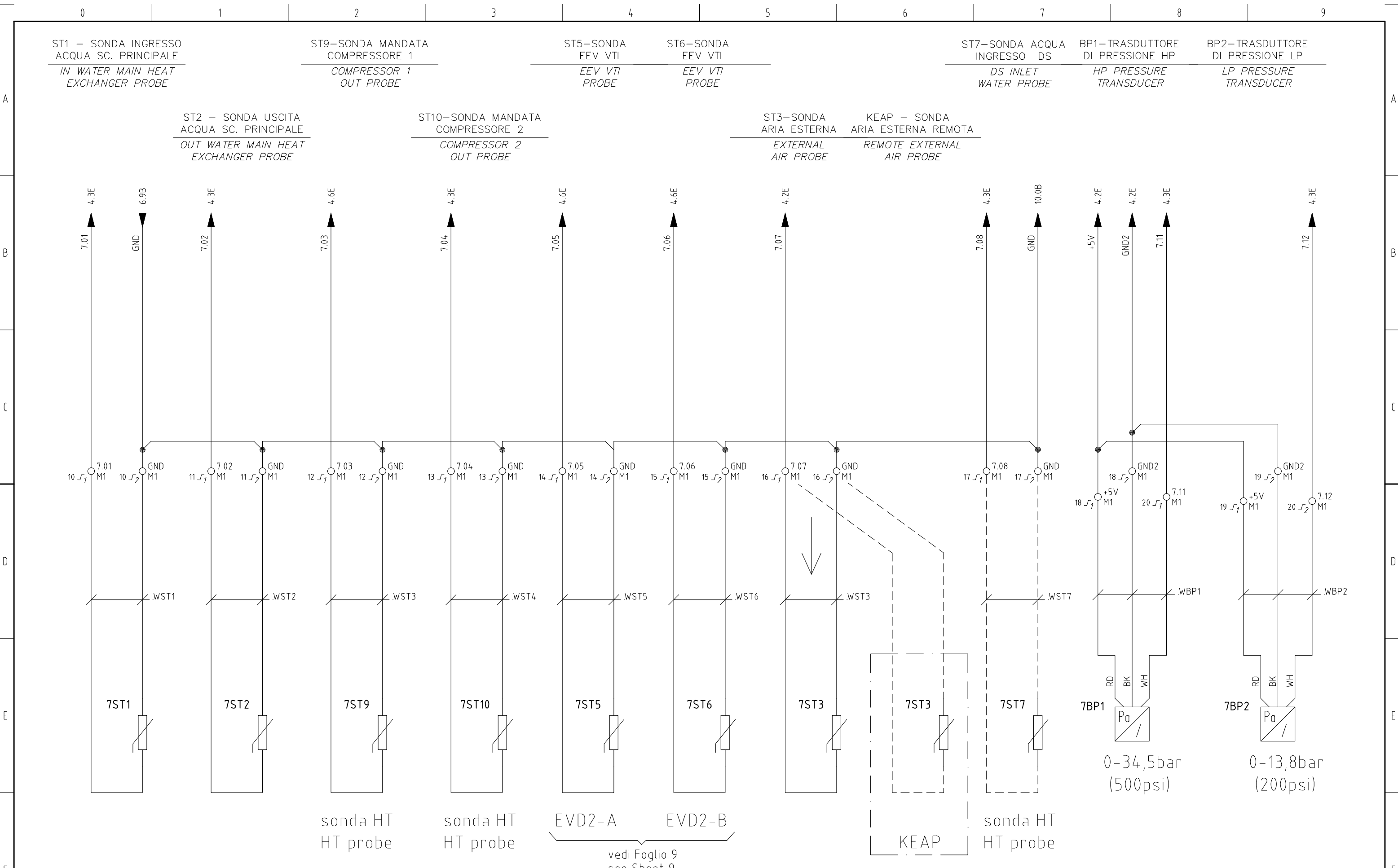
DATA	19/04/23
DISEG.	FOGLIATO L.
VISTO	BELLONI F.
APPR.	BELLONI F.
MOD.TEC.	1498
DATA	20-10-23
FIRMA	FOGLIATO L.

RHOSS S.p.A.
Via Oltre Ferrovia, 32
33033 CODROIPO (UD)

SOST. IL :
SOST. DA :

THAETP 250 (R290)
400V – 3ph – 50Hz
PRESSOSTATI
PRESSURE SWITCH

Codice / Code	H21218/A	Foglio Sheet	6
		Segue Next	7



DATA	19/04/23	 RHOSS S.p.A. Via Oltre Ferrovia, 32 33033 CODROIPO (UD)		THAETP 250 (R290) 400V - 3ph - 50Hz SONDE PROBES		Codice / Code H21218/A	Foglio Sheet 7				
DISEG.	FOGLIATO L.						REV.	MODIFICA	MOD.TEC.	DATA	FIRMA

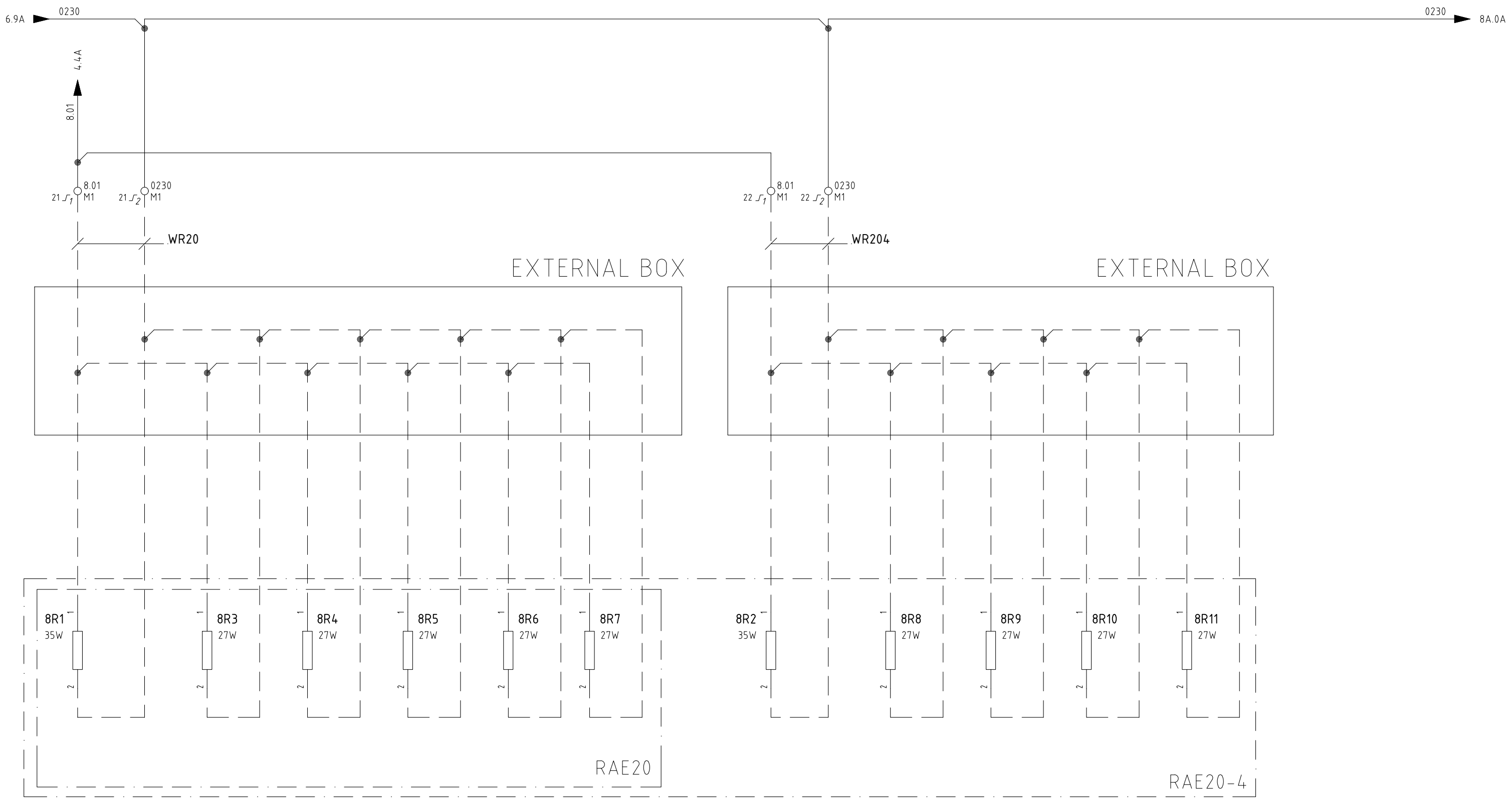
RA – RESISTENZA SC. PRINCIPALE
MAIN HEAT EXCHANGER ELECTRICAL HEATER

RAE1 – RESISTENZA ANTIGELO POMPA
PUMP ANTIFREEZE ELECTRICAL HEATER

RAT – RESISTENZA ANTIGELO TUBI
PIPES ANTIFREEZE ELECTRICAL HEATER

RDR – RESISTENZA DESURRISCALDATORE
DESUPERHEATER ELECTRICAL HEATER

RAT – RESISTENZA ANTIGELO TUBI DESURRISCALDATORE
DESUPERHEATER PIPES ANTIFREEZE ELECTRICAL HEATER



DATA	19/04/23
DISEG.	FOGLIATO L.
VISTO	BELLONI F.
APPR.	BELLONI F.
MOD. TEC.	1498
DATA	20-10-23
FIRMA	FOGLIATO L.



RHOSS S.p.A.
Via Oltre Ferrovia, 32
33033 CODROIPO (UD)

THAETP 250 (R290)
400V – 3ph – 50Hz
RESISTENZE
RESISTANCES

Codice / Code
H21218/A

Foglio Sheet 8
Segue Next 8A

RC1 – RESISTENZA
CARTER COMPRESSORE
COMPRESSOR
CRANKCASE HEATER

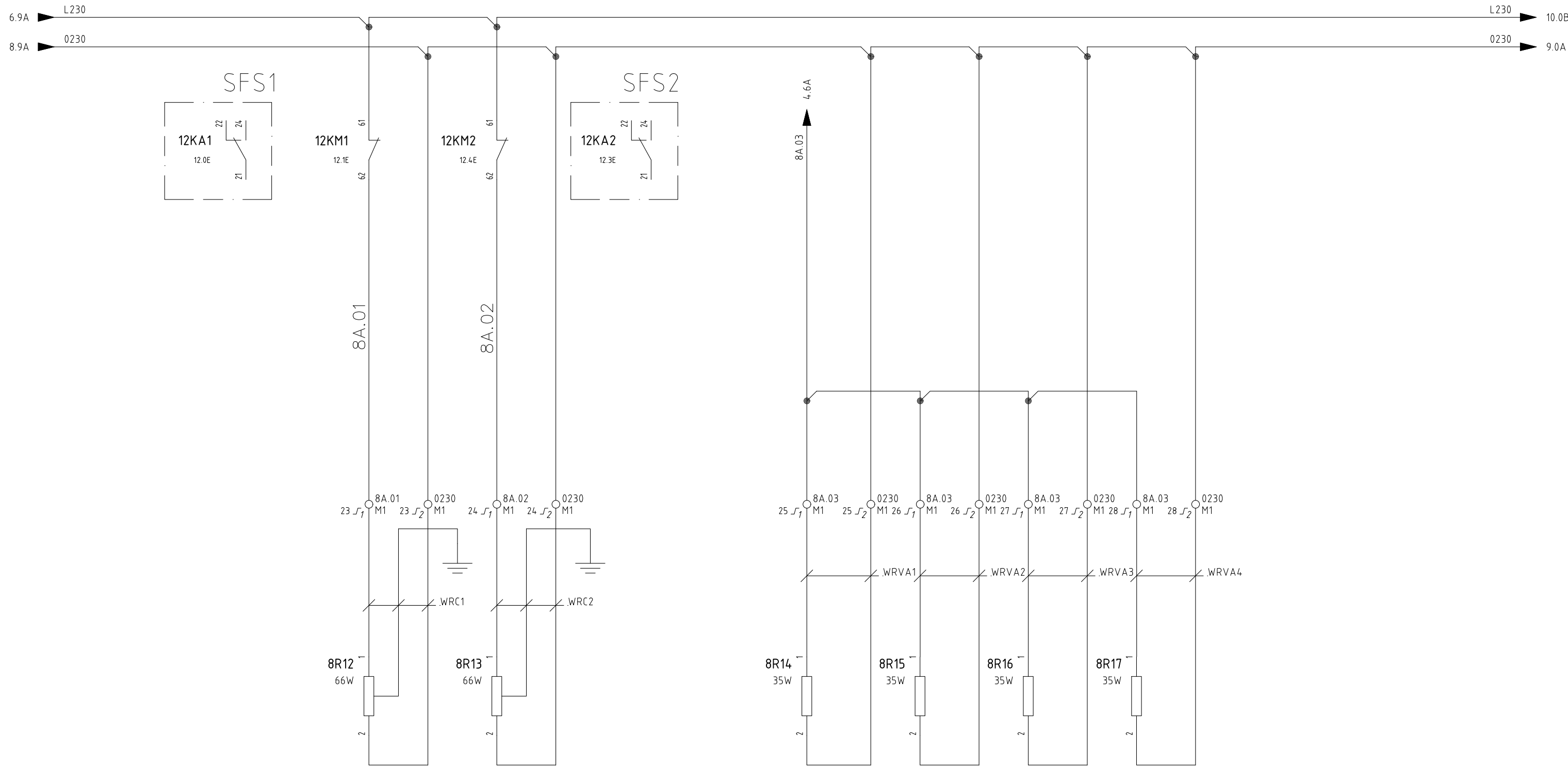
RC2 – RESISTENZA
CARTER COMPRESSORE
COMPRESSOR
CRANKCASE HEATER

RVA1 – RES.
VASCHETTA
DRAIN PAN
EL. HEATER

RVA2 – RES.
VASCHETTA
DRAIN PAN
EL. HEATER

RVA3 – RES.
VASCHETTA
DRAIN PAN
EL. HEATER

RVA4 – RES.
VASCHETTA
DRAIN PAN
EL. HEATER



DATA	19/04/23
DISEG.	FOGLIATO L.
VISTO	BELLONI F.
APPR.	BELLONI F.
MOD. TEC.	1498
DATA	20-10-23
FIRMA	FOGLIATO L.
MODIFICA	INSERITO FILTRO RC SU 12KM1 12KM2



RHOSS S.p.A.
Via Oltre Ferrovia, 32
33033 CODROIPO (UD)

THAETP 250 (R290)
400V – 3ph – 50Hz

RESISTENZE
RESISTANCES

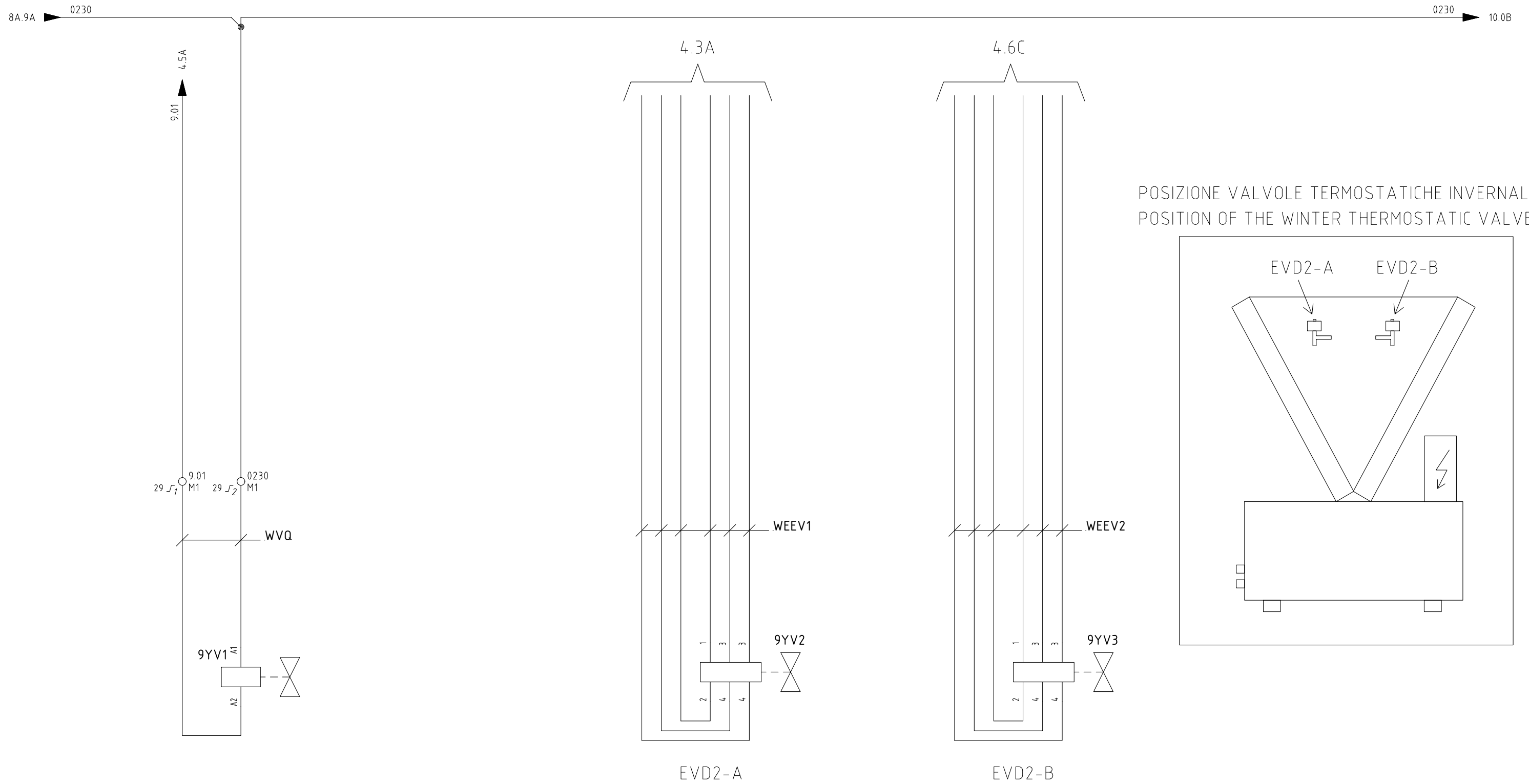
Codice / Code
H21218/A

Foglio
Sheet 8A
Segue
Next 9

VQ – VALVOLA
INVERSIONE CICLO
4 WAY
REVERSING VALVE

EEV1 – VALV TERMOSTATICA
ELETTRONICA INVERNALE
ELECTRONIC THERMOSTATIC
VALVE (WINTER)

EEV2 – VALV TERMOSTATICA
ELETTRONICA INVERNALE
ELECTRONIC THERMOSTATIC
VALVE (WINTER)



DATA	19/04/23
DISEG.	FOGLIATO L.
VISTO	BELLONI F.
APPR.	BELLONI F.
MOD.TEC.	1498
DATA	20-10-23
FIRMA	FOGLIATO L.
MODIFICA	MOD.TEC.
REV.	



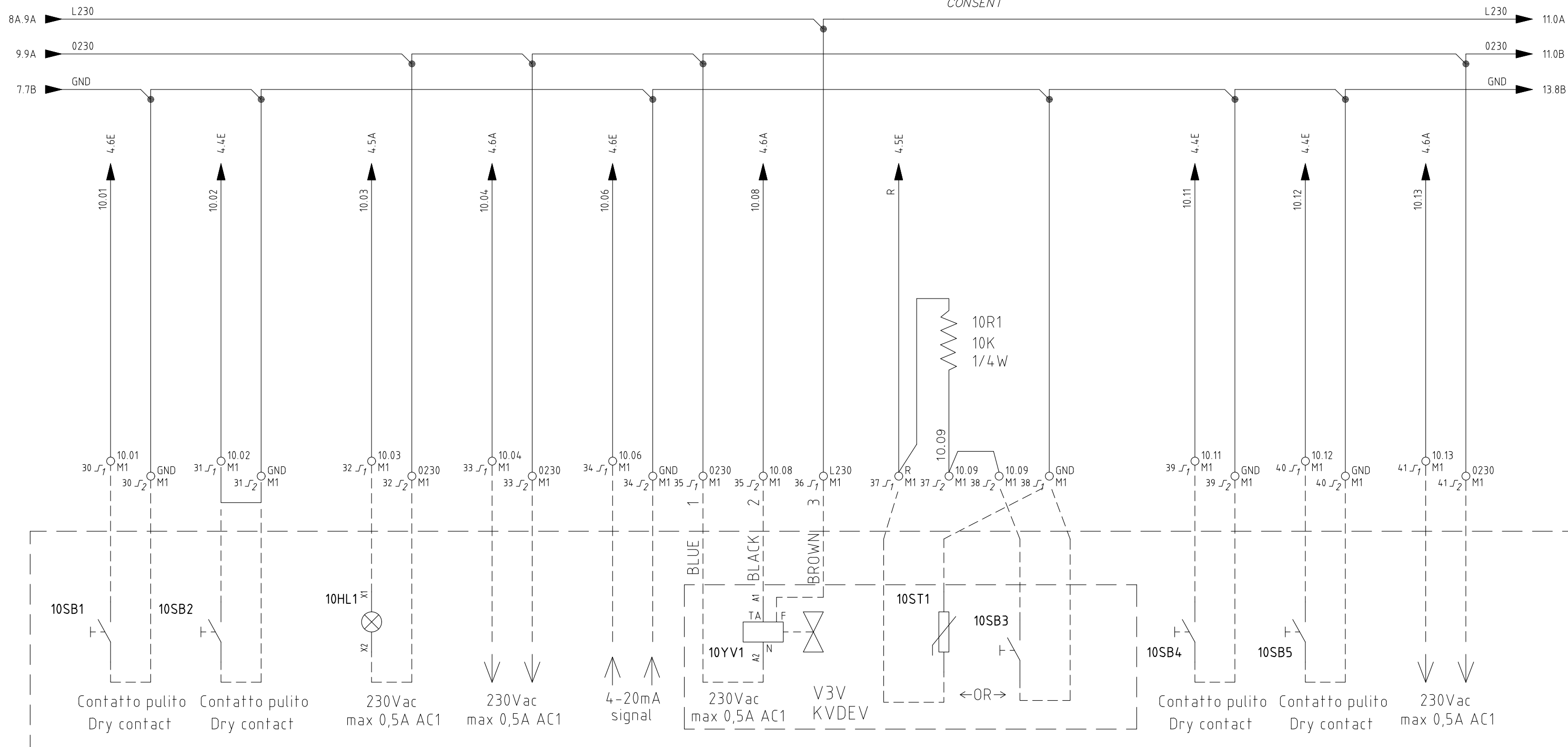
RHOSS S.p.A.
Via Oltre Ferrovia, 32
33033 CODROIPO (UD)

THAETP 250 (R290)
400V – 3ph – 50Hz
VALVOLE SOLENOIDE
SOLENOID VALVE

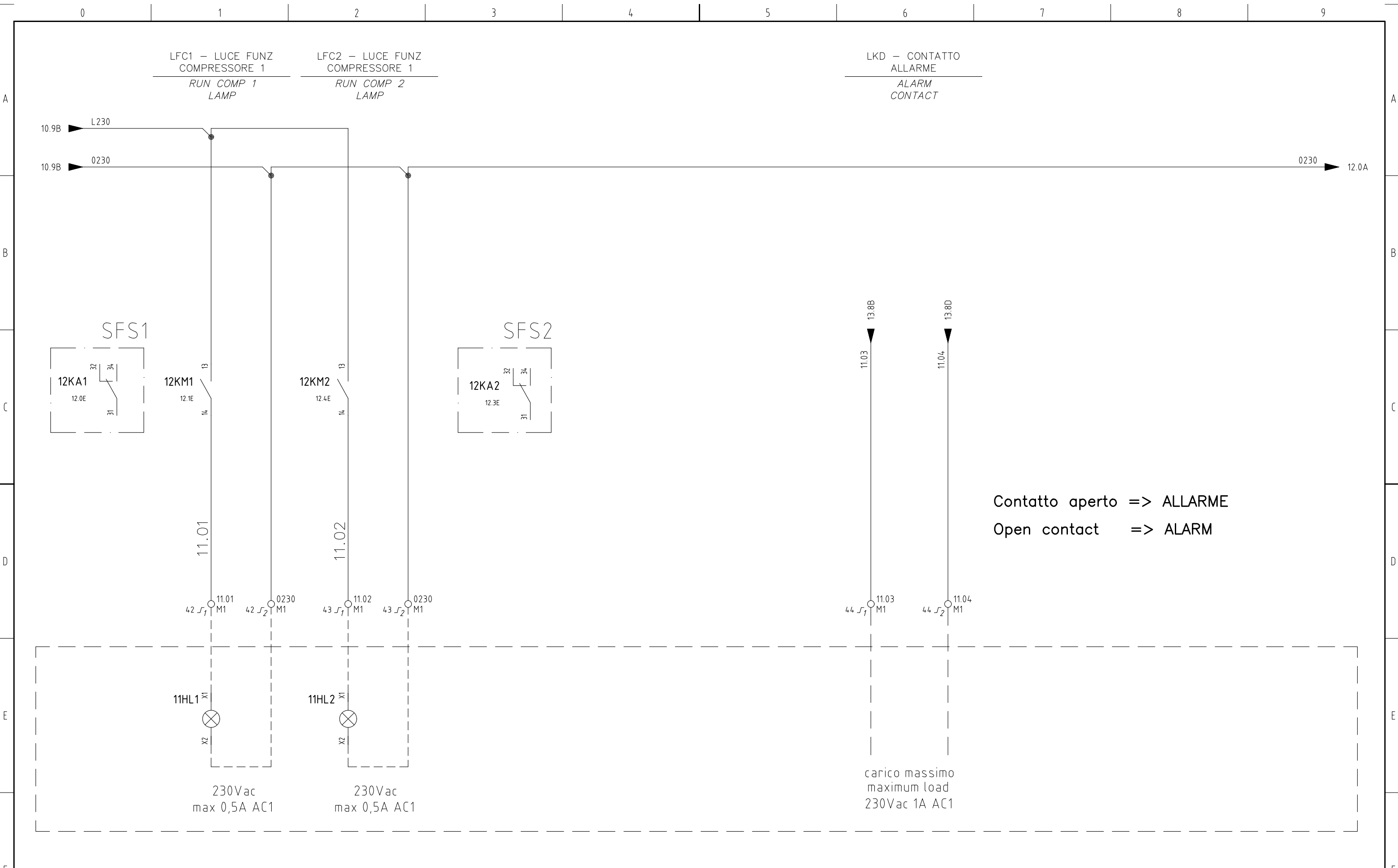
Codice / Code
H21218/A

Foglio Sheet **9**
Segue Next **10**

SEI – SELETTORE ESTATE/INVERNO <i>SUMMER/WINTER SELECTOR</i>	SCR – SELETTORE COMANDO REMOTO <i>REMOTE CONTROL SELECTOR</i>	LBG – LAMPADA BLOCCO GENERALE <i>ALARM LAMP</i>	KRIT–RESISTENZA ELET. INTEGRATIVA <i>INTEGRATION ELECTRICAL HEATER</i>	CS – SET POINT SCORREVOLE <i>SHIFTING SET POINT</i>	VACS–VALVOLA ACQUA CALDA SANITARIO <i>DOMESTIC HOT WATER VALVE</i>	CACS–CONSENSO ACQUA CALDA SANITARIO <i>DOMESTIC HOT WATER CONSENT</i>	DSP – DOPPIO SET POINT <i>DOUBLE SET POINT</i>	FDL – FORCED DOWNLOAD <i>FORCED DOWNLOAD</i>	KPR – COMANDO POMPA DS <i>DS PUMP COMMAND</i>
			CGA – COMANDO GENERATORE AUSILIARIO <i>AUXILIARY SOURCE COMMAND</i>			STACS–SONDA ACQUA CALDA SANITARIO <i>HOT SANITARY WATER PROBE</i>	SG – CONTATTO SMART GRID <i>SMART GRID CONTACT</i>	EVU – CONTATTO EVU <i>EVU CONTACT</i>	
						CDS–CONSENSO DESURRISCALDATORE <i>DESUPERHEATER CONSENT</i>			



DATA	19/04/23		RHOSS S.p.A.		THAETP 250 (R290) 400V – 3ph – 50Hz	Codice / Code H21218/A	Foglio Sheet 10
DISEG.	FOGLIATO L.		Via Oltre Ferrovia, 32 33033 CODROIPO (UD)				
A	INSERITO FILTRO RC SU 12KM1 12KM2	1498	20-10-23	FOGLIATO L.	VISTO	BELLONI F.	
REV.	MODIFICA	MOD.TEC.	DATA	FIRMA	APPR.	BELLONI F.	SOST. IL : SOST. DA :



					DATA	19/04/23		RHOSS S.p.A. Via Oltre Ferrovia, 32 33033 CODROIPO (UD)	THAETP 250 (R290) 400V - 3ph - 50Hz	Codice / Code H21218/A	Foglio Sheet 11
A	INSERITO FILTRO RC SU 12KM1 12KM2	1498	20-10-23	FOGLIATO L.	VISTO	BELLONI F.					COMANDO E CONTROLLO REMOTO REMOTE AND COMMAND CONTROL
REV.	MODIFICA	MOD.TEC.	DATA	FIRMA	APPR.	BELLONI F.	SOST. IL :	SOST. DA :			

KMC1 – CONTATTORE
COMPRESSORE
COMPRESSOR
CONTACTOR

KMC2 – CONTATTORE
COMPRESSORE
COMPRESSOR
CONTACTOR

KMP1 – CONTATTORE
POMPA
PUMP
CONTACTOR

11.9B

0230

12.01

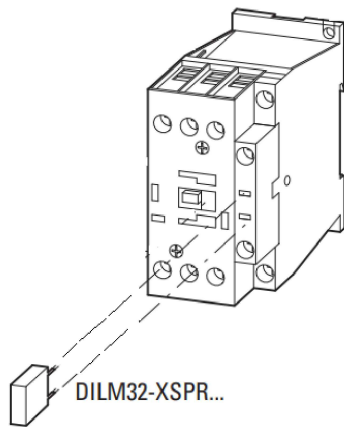
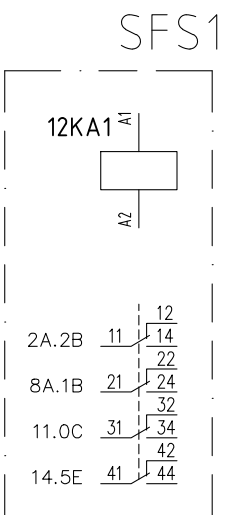
6KA1
6.1C

12.10

12KM1

FILTRO RC
RC FILTER

2.2C 2/1
2.2C 4/3
2.2C 6/5
11.1C 14/13
14.6E 54/53
8A.2B 62/61
74/73
84/83



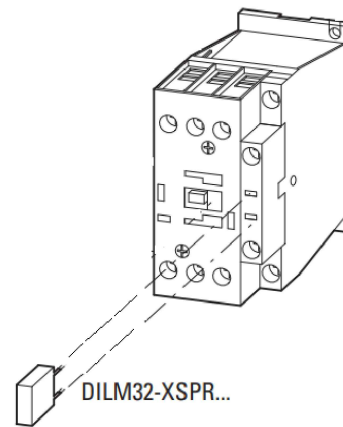
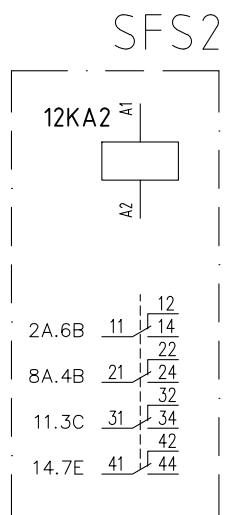
12.02

6KA1
6.1C

12.11

12KM2

2.5C 2/1
2.5C 4/3
2.5C 6/5
11.2C 14/13
14.6E 54/53
8A.3B 62/61
74/73
84/83



12.03

12KM3

3.7C 2/1
3.7C 4/3
3.7C 6/5
14/13

0230

DATA 19/04/23

DISEG. FOGLIATO L.

VISTO BELLONI F.

APPR. BELLONI F.



RHOSS S.p.A.

Via Oltre Ferrovia, 32
33033 CODROIPO (UD)

SOST. IL :

SOST. DA :

THAETP 250 (R290)
400V – 3ph – 50Hz

CONTATTORI
CONTACTORS

Codice / Code

H21218/A

Foglio
Sheet 12

Segue
Next 13

REV. A INSERITO FILTRO RC SU 12KM1 12KM2

MOD.TEC. 1498

DATA 20-10-23

FIRMA FOGLIATO L.

0

1

2

3

4

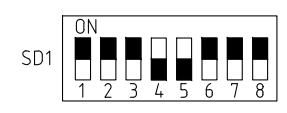
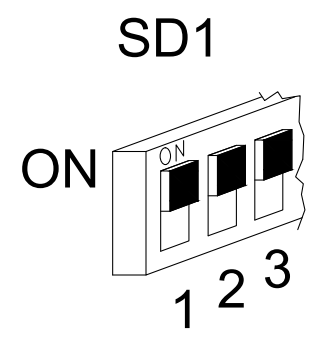
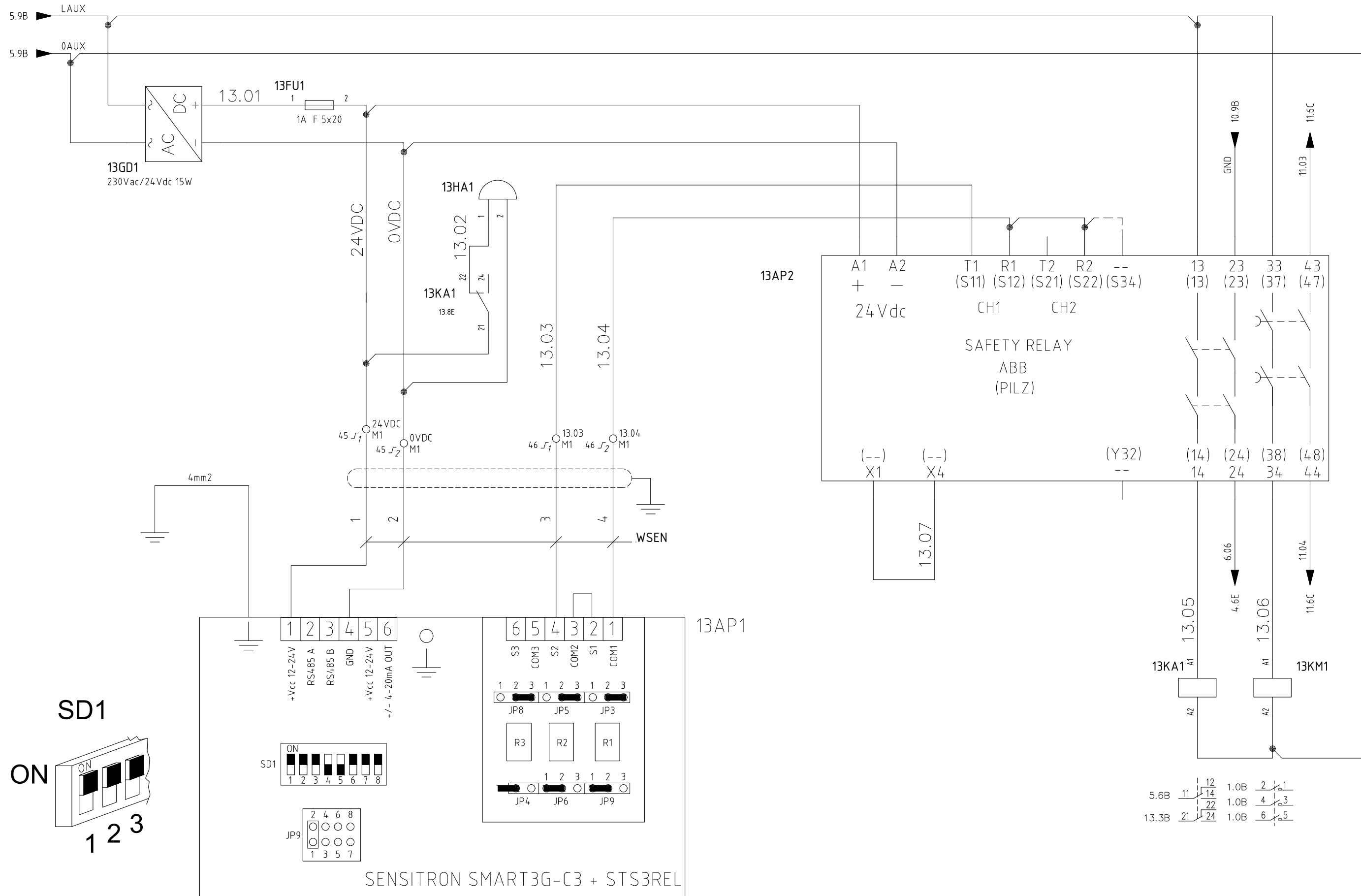
5

6

7

8

9

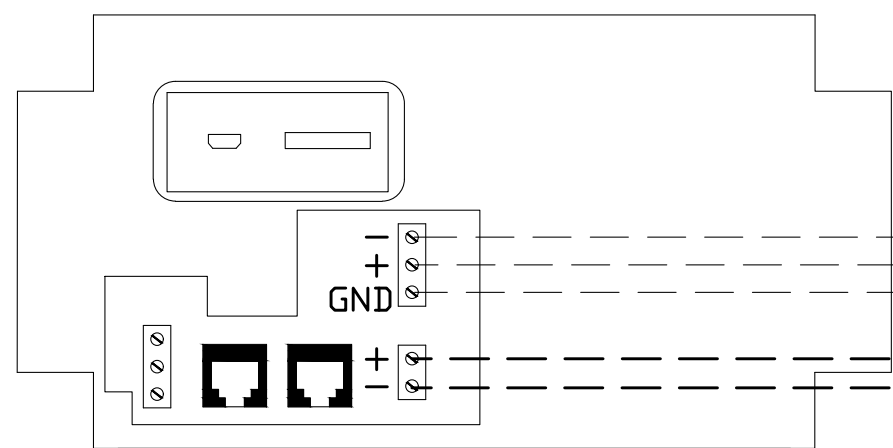
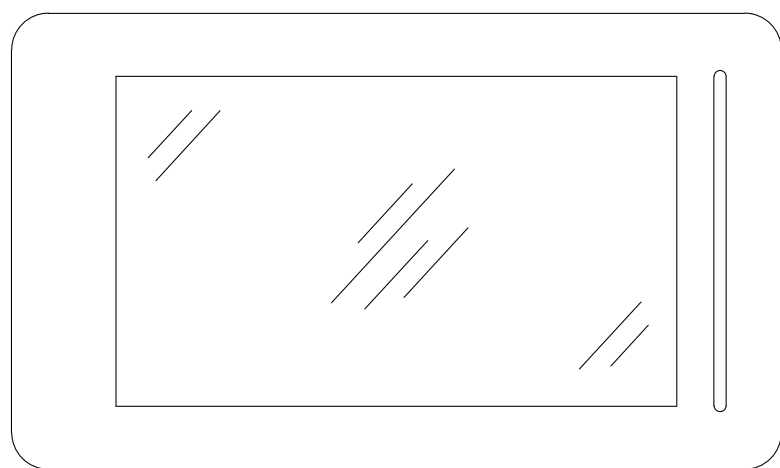


SENSITRON SMART3G-C3 + STS3REL

					DATA	19/04/23		RHOSS S.p.A. Via Oltre Ferrovia, 32 33033 CODROIPO (UD)	THAETP 250 (R290) 400V - 3ph - 50Hz LKD LEAK DETECTOR LKD LEAK DETECTOR	Codice / Code H21218/A	Foglio Sheet 13			
A	INSERITO FILTRO RC SU 12KM1 12KM2	1498	20-10-23	FOGLIATO L.	VISTO	BELLONI F.					SOST. IL :	SOST. DA :		Segue Next 14
REV.	MODIFICA	MOD.TEC.	DATA	FIRMA	APPR.	BELLONI F.								

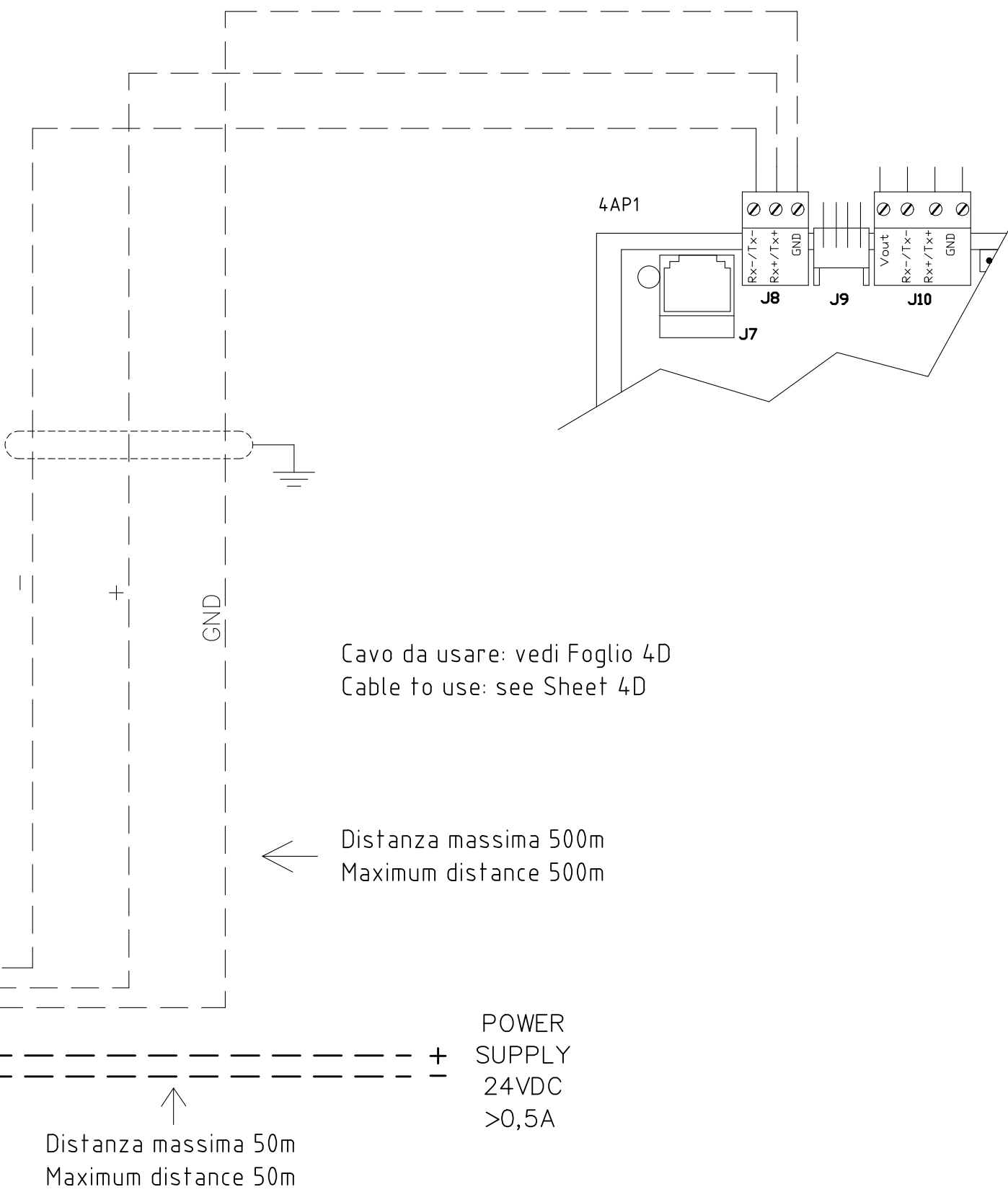
OPTIONAL
KTRT
DISPLAY TOUCH REMOTO
REMOTE TOUCH DISPLAY


15AP1



pGDx Touch 7''

INDIRIZZO/ADDRESS 31



					DATA	19/04/23		RHOSS S.p.A. Via Oltre Ferrovia, 32 33033 CODROIPO (UD)	THAETP 250 (R290) 400V - 3ph - 50Hz COLLEGAMENTO TRT TRT CONNECTION	Codice / Code H21218/A	Foglio Sheet	15				
A	INSERITO FILTRO RC SU 12KM1 12KM2	1498	20-10-23	FOGLIATO L.	VISTO	BELLONI F.					SOST. IL :	SOST. DA :			Segue Next	16
REV.	MODIFICA	MOD.TEC.	DATA	FIRMA	APPR.	BELLONI F.										

DIMENSIONAMENTO CIRCUITO DI POTENZA		Circuit dimension	
Kreislaufdimensionen	Dimensionnements circuit de puissance	Planteamiento del circuito principal	
		250	
1WB1		125A	
1QS1		80A	
2M1-2		YH23K1G-TFD	
3M1 FIEC/FIAP		ZN080-ZIQ.GG.V7P3	
3M2 P1		CDXHS/1 120/07	
3M2 P2		CDXHS/1 200/12	
1QF1-2		25A	
3QF1 FIEC/FIAP		4A	
3QF2 P1/P2		4A - 4A	
13KM1		30 kW	
12KM1-2		15 kW - 15 kW	
12KM3		4 kW	
WT1-WAP1		1,5 mm ²	
WALX		1 mm ²	
WMV		1,5 mm ²	
WV1		1,5 mm ²	
WMP		1,5 mm ²	
WMP1		1,5 mm ²	
WMC1-2		4 - 4 mm ²	
Wcsore1-2		4 - 4 mm ²	
WQE (FG16)		25 mm ²	
WL (FG16)		16 mm ²	
WPE (FG16)		16 mm ²	
Imax P1/P2 FIEC		43,0 / 44,3 A	
Imax P1/P2 FIAP		43,0 / 44,3 A	
I _{av} P1/P2 FIEC		171 / 172 A	
I _{av} P1/P2 FIAP		171 / 172 A	
I _{av} P1/P2 FIEC SFS		120 / 121 A	
I _{av} P1/P2 FIAP SFS		120 / 121 A	
Icc		6 kA	

*Le sezioni di alimentazione indicate sono indicative
E' responsabilità dell'installatore dimensionare opportunamente
l'interruttore di linea, la linea di alimentazione comprensiva del
cavo di terra in funzione di:


- Lunghezza della linea
- Sistema di distribuzione
- Tipologia di cavo
- Tipologia di posa
- Assorbimento max dell'unita'

*The power sections shown are indicative
Is the responsibility to correctly size the line switch,
the power supply line including the ground wire as a function of:

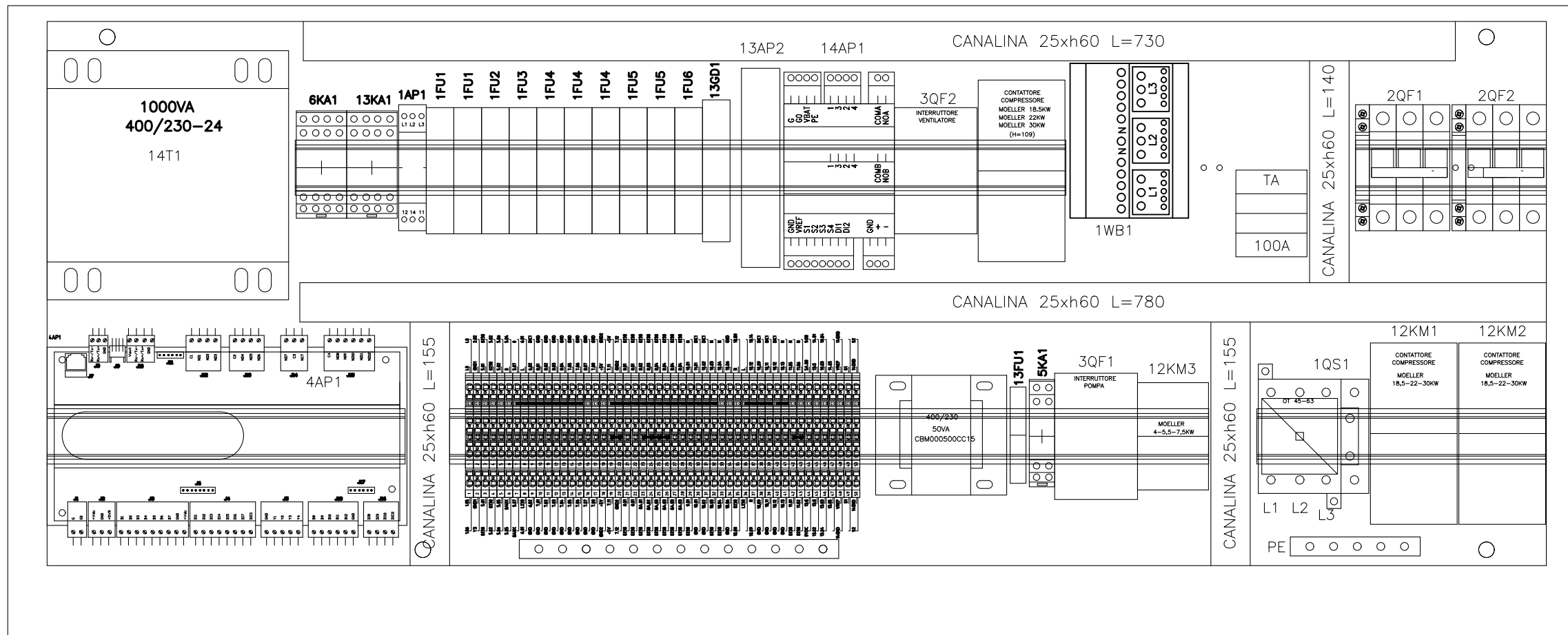
- Line length
- Distribution system
- Cable Type
- Shutter Type
- Max unit absorption

					DATA	19/04/23		RHOSS S.p.A. Via Oltre Ferrovia, 32 33033 CODROIPO (UD)	THAETP 250 (R290) 400V - 3ph - 50Hz TABELLA DIMENSIONAMENTO DIMENSIONING CIRCUIT	Codice / Code H21218/A	Foglio Sheet	16
A	INSERITO FILTRO RC SU 12KM1 12KM2	1498	20-10-23	FOGLIATO L.	VISTO	BELLONI F.					SOST. IL :	SOST. DA :
REV.	MODIFICA	MOD.TEC.	DATA	FIRMA	APPR.	BELLONI F.						

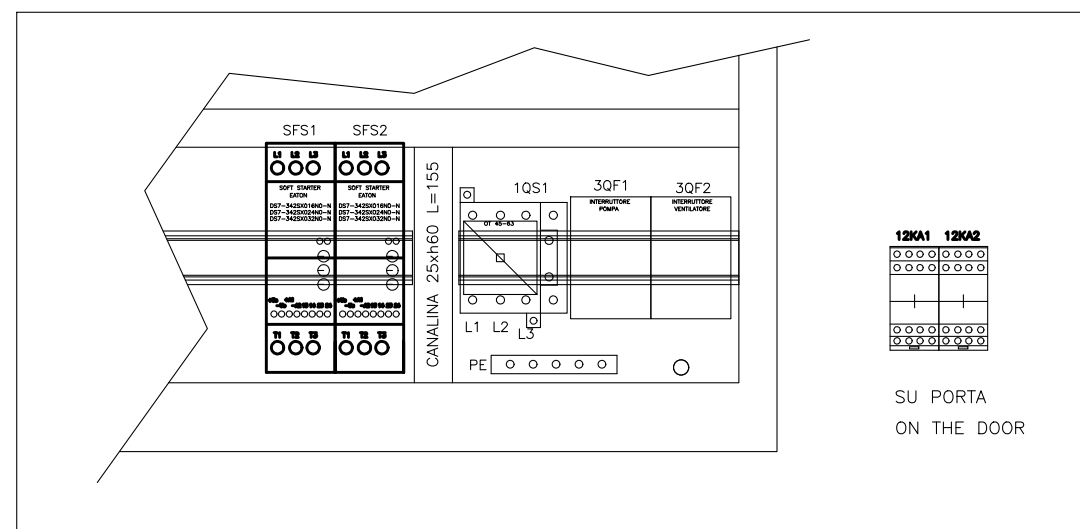
QG - M1



DATA	19/04/23		RHOSS S.p.A.		THAETP 250 (R290) 400V - 3ph - 50Hz MORSETTIERA TERMINAL BOARD	Codice / Code H21218/A	Foglio Sheet	17
DISEG.	FOGLIATO L.		Via Oltre Ferrovia, 32 33033 CODROIPO (UD)				Segue Next	18
A	INSERITO FILTRO RC SU 12KM1 12KM2	1498	20-10-23	FOGLIATO L.	VISTO	BELLONI F.	SOST. IL :	SOST. DA :
REV.	MODIFICA	MOD.TEC.	DATA	FIRMA	APPR.	BELLONI F.		

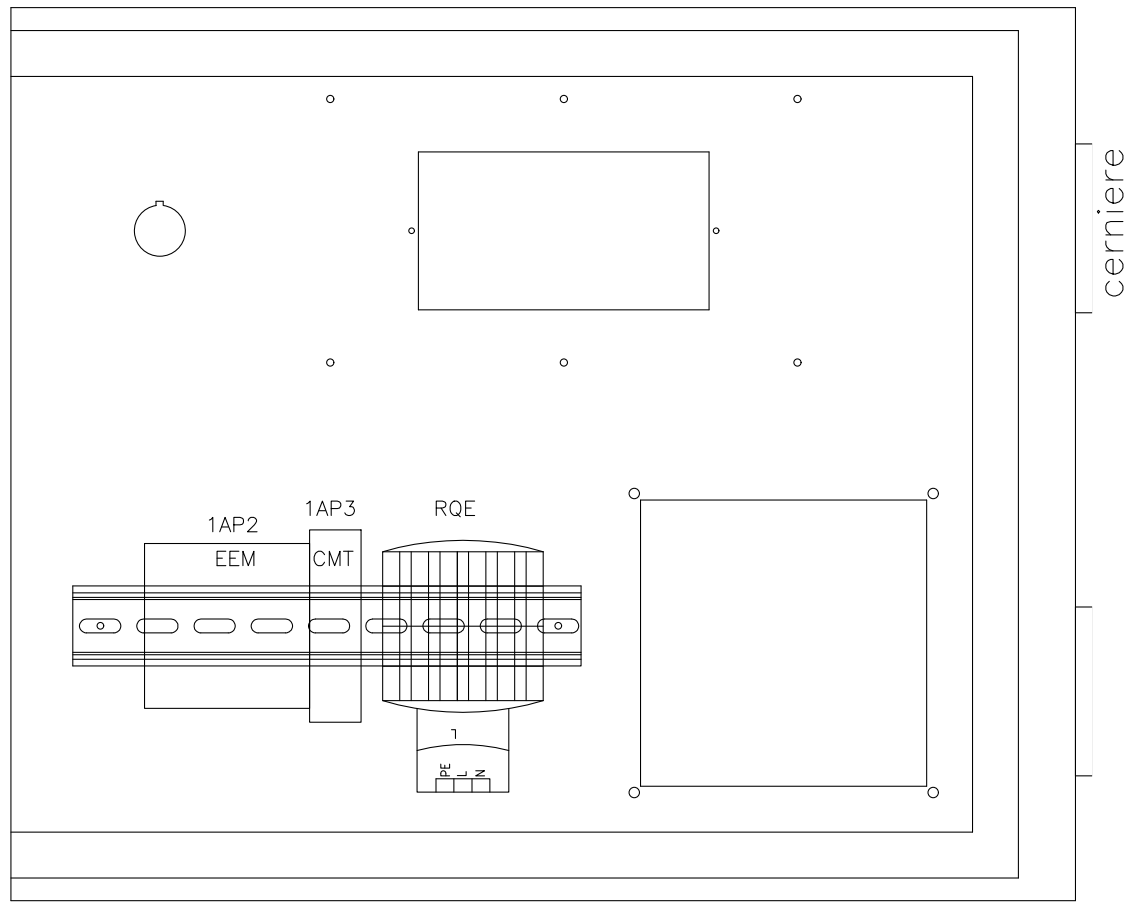


SFS SOFTSTARTER

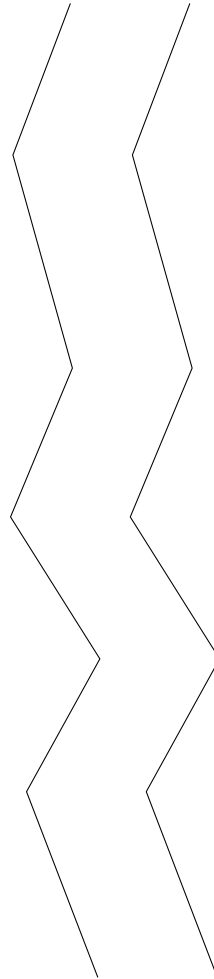


					DATA	19/04/23		RHOSS S.p.A. Via Oltre Ferrovia, 32 33033 CODROIPO (UD)	THAETP 250 (R290) 400V - 3ph - 50Hz VISTA INTERNO QUADRO GENERAL CABINET INTERNAL VIEW	Codice / Code H21218/A	Foglio Sheet 18		
A	INSERITO FILTRO RC SU 12KM1 12KM2	1498	20-10-23	FOGLIATO L.	VISTO	BELLONI F.					SOST. IL :	SOST. DA :	Segue Next 18A
REV.	MODIFICA	MOD.TEC.	DATA	FIRMA	APPR.	BELLONI F.							

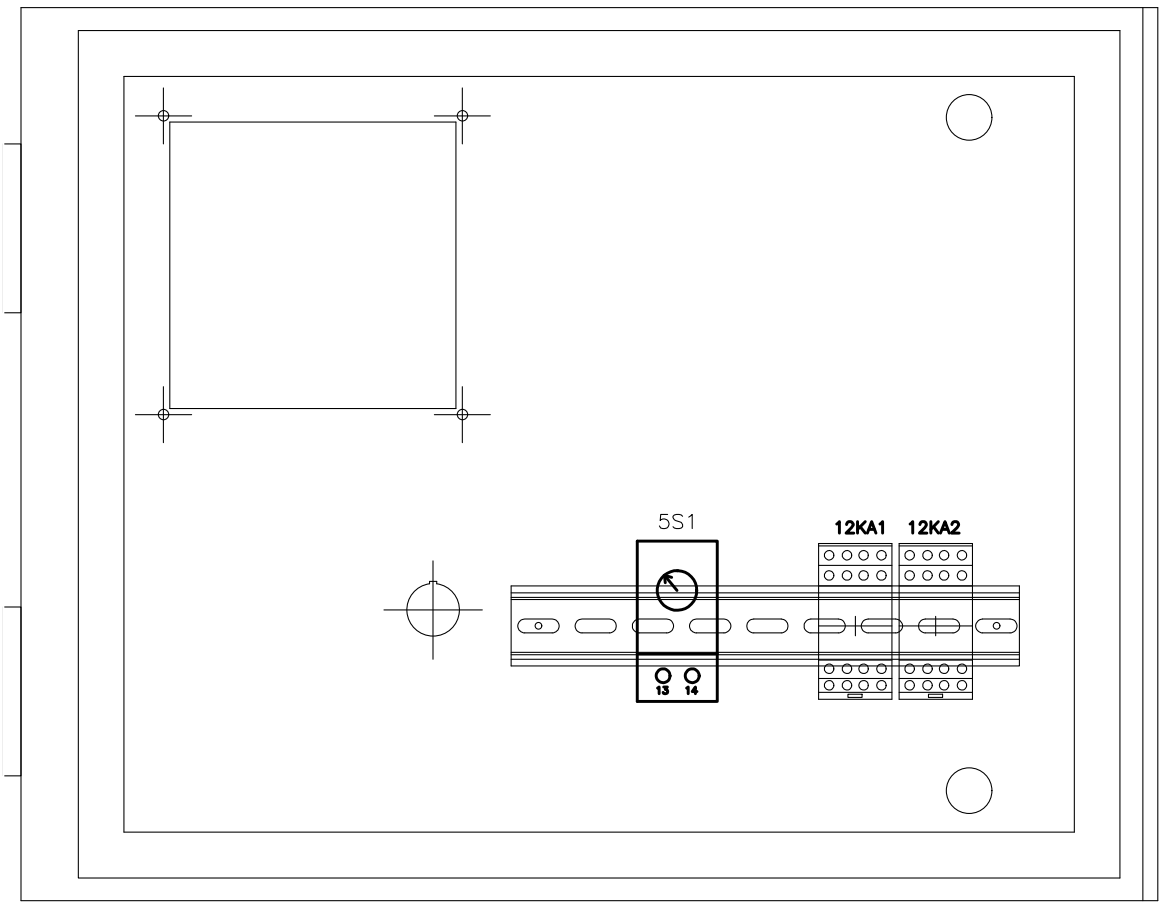
PORTA SX – VISTA INTERNA
DOOR SX – INTERNAL VIEW



cerniere



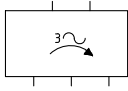

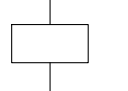
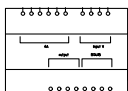

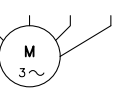
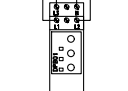

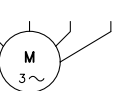
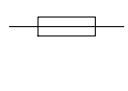
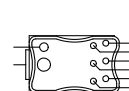
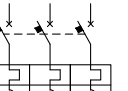
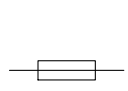
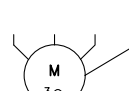
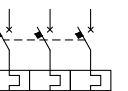
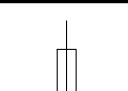
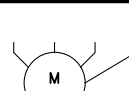

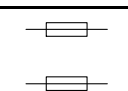
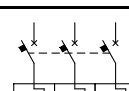


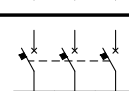
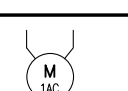
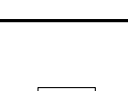
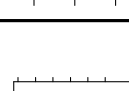
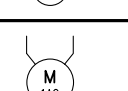
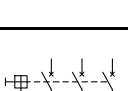

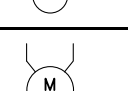
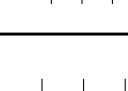

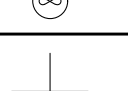
PORTA DX – VISTA INTERNA
DOOR DX – INTERNAL VIEW



cerniere


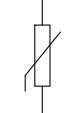
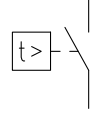
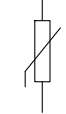
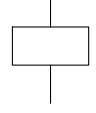
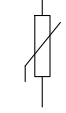
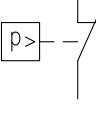
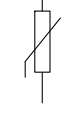
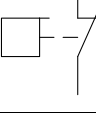
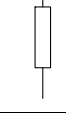
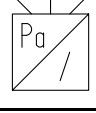
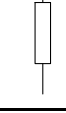
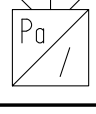
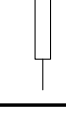

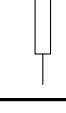
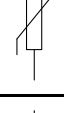
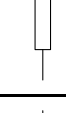




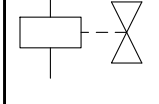
					DATA	19/04/23		RHOSS S.p.A. Via Oltre Ferrovia, 32 33033 CODROIPO (UD)	THAETP 250 (R290) 400V – 3ph – 50Hz VISTA INTERNO QUADRO GENERAL CABINET INTERNAL VIEW	Codice / Code H21218/A	Foglio Sheet 18A
A	INSERITO FILTRO RC SU 12KM1 12KM2	1498	20-10-23	FOGLIATO L.	VISTO	BELLONI F.					SOST. IL :
REV.	MODIFICA	MOD.TEC.	DATA	FIRMA	APPR.	BELLONI F.					

LISTA FUNZIONI \ FUNCTIONS LIST

Componente	Ref.	Funzione Function	Componente	Ref.	Funzione Function	Componente	Ref.	Funzione Function
	1AP1 QG 1	MODULO CONTROLLO FASE PHASE CONTROL MODULE PHASENSTEUERUNGSMODUL MODULE DE CONTRÔLE DE PHASE MÓDULO DE CONTROL DE FASE		1T1 QG 1	TRASFORMATORE TRANSFORMER TRANSFORMATOR TRANSFORMATEUR TRANSFORMADOR		2AKR2 QG 2A	CONTATTORE CONTACTOR SCHUTZ CONTACTEUR CONTACTOR
	1AP2 QG 1	ENERGY METER ENERGY METER ENERGIEZÄHLER COMpteurs D'ÉNERGIE MEDIDORES DE ENERGÍA		1T2 QG 1	TRASFORMATORE TRANSFORMER TRANSFORMATOR TRANSFORMATEUR TRANSFORMADOR		3M1 IC 3	VENTILATORE FAN LUFTER VENTILATEUR VENTILADOR
	1AP3 QG 1	MONITORE MIN/MAX TENSIONE MIN/MAX VOLTAGE MONITOR MIN/MAX SPANNUNGSMONITOR MONITEUR DE TENSION MIN/MAX MONITOR DE VOLTAJE MÍNIMO/MÁXIMO		1T3 QG 1	TRASFORMATORE DI CORRENTE CURRENT TRANSFORMER STROMWANDLER TRANSFORMATEUR DE COURANT TRANSFORMADOR DE CORRIENTE		3M2 IC 3	POMPA PUMP PUMP POMPE BOMBA
	1FU1 QG 1	FUSIBILE FUSE SICHERUNG FUSIBLE FUSIBLE		1WB1 QG 1	RIPARTITORE SPLITTER SPLITTEINRICHTUNG FENDEUR DIVISOR		3QF1 QG 3	INTERRUPTORE AUTOMATICO VENTILATORE AUTO SWITCH FAN AUTO-SCHALTER-LÜFTER VENTILATEUR D'INTERRUPTEUR AUTOMATIQUE VENTILADOR DE INTERRUPTOR AUTOMÁTICO
	1FU2 QG 1	FUSIBILE FUSE SICHERUNG FUSIBLE FUSIBLE		2M1 IC 2	COMPRESSORE COMPRESSOR KOMPRESSOR COMPRESSEUR COMPRESOR		3QF2 QG 3	INTERRUPTORE AUTOMATICO POMPA AUTOMATIC PUMP SWITCH AUTOMATISCHER PUMPENSCHALTER INTERRUPTEUR AUTOMATIQUE DE POMPE INTERRUPTOR AUTOMÁTICO DE LA BOMBA
	1FU3 QG 1	FUSIBILE FUSE SICHERUNG FUSIBLE FUSIBLE		2M2 IC 2	COMPRESSORE COMPRESSOR KOMPRESSOR COMPRESSEUR COMPRESOR		4AP1 QG 4	SCHEDA ELETTRONICA ELECTRONIC CARD ELEKTRONISCHE KARTE CARTE ÉLECTRONIQUE TARJETA ELECTRÓNICA
	1FU4 QG 1	FUSIBILE FUSE SICHERUNG FUSIBLE FUSIBLE		2QF1 QG 2	INTERRUPTORE AUTOMATICO COMPRESSORE COMPRESSOR AUTO SWITCH KOMPRESSOR AUTO SCHALTER COMPRESSEUR AUTO INTERRUPTEUR COMPRESOR DE INTERRUPTOR AUTOMÁTICO		4AP2 IC 4	TASTIERA REMOTA REMOTE KEYBOARD REMOTE-TASTATUR CLAVIER DISTANT TECLADO REMOTO
	1FU5 QG 1	FUSIBILE FUSE SICHERUNG FUSIBLE FUSIBLE		2QF2 QG 2	INTERRUPTORE AUTOMATICO COMPRESSORE COMPRESSOR AUTO SWITCH KOMPRESSOR AUTO SCHALTER COMPRESSEUR AUTO INTERRUPTEUR COMPRESOR DE INTERRUPTOR AUTOMÁTICO		5EV1 QG 5	VENTILATORE QUADRO SQUARE FAN QUADRATISCHER LÜFTER AÉRATEUR CARRÉ AIREADOR CUADRADO
	1FU6 QG 1	FUSIBILE FUSE SICHERUNG FUSIBLE FUSIBLE		1BAS1 QG 2A	SOFTSTART SOFTSTART SOFTSTART SOFTSTART SOFTSTART		5EV2 IC 5	VENTILATORE VANO COMPRESSORE COMPRESSOR COMPARTMENT FAN LÜFTER IM KOMPRESSORRAUM VENTILATEUR DANS LA SALLE DES COMPRESSEURS VENTILADOR EN LA SALA DE COMPRESORES
	1QF0 IC 1	PROTEZIONE CLIENTE CUSTOMER PROTECTION KUNDENSCHUTZ PROTECTION DES CLIENTS PROTECCIÓN AL CLIENTE		1BAS2 QG 2A	SOFTSTART SOFTSTART SOFTSTART SOFTSTART SOFTSTART		5EV3 IC 5	VENTILATORE VANO COMPRESSORE COMPRESSOR COMPARTMENT FAN LÜFTER IM KOMPRESSORRAUM VENTILATEUR DANS LA SALLE DES COMPRESSEURS VENTILADOR EN LA SALA DE COMPRESORES
	1QS1 QG 1	SEZIONATORE ISOLATOR TRENNSCHALTER SECTIONNEUR SECCIONADOR		2AKR1 QG 2A	CONTATTORE CONTACTOR SCHUTZ CONTACTEUR CONTACTOR		5KA1 QG 5	RELE' RELAY HILFSSCHUTZ CONTACTEUR AUXILIAIRE CONTACTOR AUXILIAR

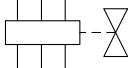


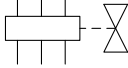




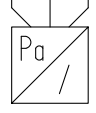







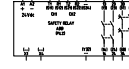




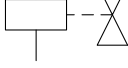



				DATA	19/04/23		RHOSS S.p.A.	THAETP 250 (R290) 400V - 3ph - 50Hz	Codice / Code	Foglio Sheet
A	INSERITO FILTRO RC SU 12KM1 12KM2	1498	20-10-23	FOGLIATO L.	VISTO		BELLONI F.	Via Oltre Ferrovia, 32 33033 CODROIPO (UD)	LEGENDA SIMBOLI SYMBOLS LEGEND	H21218/A
REV.	MODIFICA	MOD.TEC.	DATA	FIRMA	APPR.	BELLONI F.	SOST. IL :	SOST. DA :		Segue Next
										19A

LISTA FUNZIONI \ FUNCTIONS LIST

Componente	Ref.	Funzione Function	Componente	Ref.	Funzione Function		
	5R1 QG 5	RESISTENZA ELETTRICA ELECTRICAL RESISTANCE WIDERSTAND RÉSISTANCE RESISTENCIA		7ST5 IC 7	SONDA USCITA ACQUA EVAPORATORE EVAPORATOR WATER OUTLET PROBE VERDAMPFER-WASSERAUSTRITTSSONDE SONDE DE SORTIE D'EAU D'ÉVAPORATEUR SONDA DE SALIDA DE AGUA DEL EVAPORADOR		
	5S1 QG 5	TERMOSTATO THERMOSTAT THERMOSTAT THERMOSTAT TERMOSTATO		7ST6 IC 7	SONDA USCITA ACQUA EVAPORATORE EVAPORATOR WATER OUTLET PROBE VERDAMPFER-WASSERAUSTRITTSSONDE SONDE DE SORTIE D'EAU D'ÉVAPORATEUR SONDA DE SALIDA DE AGUA DEL EVAPORADOR		
	6KA1 QG 6	RELE' RELAY HILFSSCHUTZ CONTACTEUR AUXILIAIRE CONTACTOR AUXILIAR		7ST7 IC 7	SONDA USCITA ACQUA EVAPORATORE EVAPORATOR WATER OUTLET PROBE VERDAMPFER-WASSERAUSTRITTSSONDE SONDE DE SORTIE D'EAU D'ÉVAPORATEUR SONDA DE SALIDA DE AGUA DEL EVAPORADOR		
	6S1 IC 6	PRESSOSTATO DI ALTA PRESSIONE HIGH PRESSURE SWITCH HOCHDRUCKSCHALTER INTERRUPTEUR DE PRESSION À HAUTE PRESSION INTERRUPTOR DE PRESIÓN DE ALTA PRESIÓN		7ST9 IC 7	SONDA INGRESSO ACQUA EVAPORATORE EVAPORATOR WATER INLET PROBE VERDAMPFER WASSEREINLASSSONDE SONDE D'ENTRÉE D'EAU D'ÉVAPORATEUR SONDA DE ENTRADA DE AGUA DEL EVAPORADOR		
	6S3 IC 6	PRESSOSTATO DIFFERENZIALE EVAPORATORE DIFFERENTIAL PRESSURE SWITCH EVAPORATOR DIFFERENZDRUCKSCHALTERVERDAMPFER ÉVAPORATEUR À PRESSOSTAT DIFFÉRENTIEL EVAPORADOR DE INTERRUPTOR DE PRESIÓN DIFERENCIAL		8R1 IC 8	RESISTENZA EVAPORATORE EVAPORATOR RESISTANCE VERDAMPFERBESTÄNDIGKEIT RÉSISTANCE À L'ÉVAPORATEUR RESISTENCIA AL EVAPORADOR		
	7BP1 IC 7	TRASDUTTORE DI PRESSIONE PRESSURE TRANSDUCER DRUCKWANDLER TRANSDUCTEUR DE PRESSION TRANSDUCTOR DE PRESIÓN		8R10 IC 8	RESISTENZA RESISTANCE WIDERSTAND RÉSISTANCE RESISTENCIA		
	7BP2 IC 7	TRASDUTTORE DI PRESSIONE PRESSURE TRANSDUCER DRUCKWANDLER TRANSDUCTEUR DE PRESSION TRANSDUCTOR DE PRESIÓN		8R11 IC 8	RESISTENZA RESISTANCE WIDERSTAND RÉSISTANCE RESISTENCIA		
	7ST1 IC 7	SONDA INGRESSO ACQUA EVAPORATORE EVAPORATOR WATER INLET PROBE VERDAMPFER WASSEREINLASSSONDE SONDE D'ENTRÉE D'EAU D'ÉVAPORATEUR SONDA DE ENTRADA DE AGUA DEL EVAPORADOR		8R2 IC 8	RESISTENZA DESURRISCALDATORE DESUPERHEATER RESISTANCE WIDERSTAND GEGEN ÜBERHITZER RÉSISTANCE AUX SURCHAUFFEURS RESISTENCIA A LOS SOBRECALIENTADORES		
	7ST10 IC 7	SONDA USCITA ACQUA EVAPORATORE EVAPORATOR WATER OUTLET PROBE VERDAMPFER-WASSERAUSTRITTSSONDE SONDE DE SORTIE D'EAU D'ÉVAPORATEUR SONDA DE SALIDA DE AGUA DEL EVAPORADOR		8R3 IC 8	RESISTENZA RESISTANCE WIDERSTAND RÉSISTANCE RESISTENCIA		
	7ST2 IC 7	SONDA USCITA ACQUA EVAPORATORE EVAPORATOR WATER OUTLET PROBE VERDAMPFER-WASSERAUSTRITTSSONDE SONDE DE SORTIE D'EAU D'ÉVAPORATEUR SONDA DE SALIDA DE AGUA DEL EVAPORADOR		8R4 IC 8	RESISTENZA RESISTANCE WIDERSTAND RÉSISTANCE RESISTENCIA		
	7ST3 IC 7	SONDA USCITA ACQUA EVAPORATORE EVAPORATOR WATER OUTLET PROBE VERDAMPFER-WASSERAUSTRITTSSONDE SONDE DE SORTIE D'EAU D'ÉVAPORATEUR SONDA DE SALIDA DE AGUA DEL EVAPORADOR		8R5 IC 8	RESISTENZA RESISTANCE WIDERSTAND RÉSISTANCE RESISTENCIA		
						9YV1 IC 9	VALVOLA INVERSIONE CICLO CYCLE INVERSION VALVE ZYKLUS-INVERSIONSVENTIL VALVE D'INVERSION DE CYCLE VÁLVULA DE INVERSIÓN DEL CICLO

					DATA	19/04/23		RHOSS S.p.A.	THAETP 250 (R290) 400V - 3ph - 50Hz	Codice / Code	Foglio Sheet
					DISEG.	FOGLIATO L.		Via Oltre Ferrovia, 32 33033 CODROIPO (UD)		H21218/A	19A
A	INSERITO FILTRO RC SU 12KM1 12KM2	1498	20-10-23	FOGLIATO L.	VISTO	BELLONI F.				LEGENDA SIMBOLI SYMBOLS LEGEND	Segue Next
REV.	MODIFICA	MOD.TEC.	DATA	FIRMA	APPR.	BELLONI F.	SOST. IL :	SOST. DA :			

LISTA FUNZIONI \ FUNCTIONS LIST

Componente Ref.	Funzione Function	Componente Ref.	Funzione Function	Componente Ref.	Funzione Function
 9YV2 IC 9	VALVOLA TERMOSTATICA THERMOSTATIC VALVE THERMOSTATVENTIL VANNE THERMOSTATIQUE VÁLVULA TERMOSTÁTICA	 11HL2 IC 11	LUCE FUNZIONAMENTO COMPRESSORE 2 LIGHT COMPRESSOR OPERATION 2 LEICHTER KOMPRESSORBETRIEB 2 FONCTIONNEMENT DU COMPRESSEUR LÉGER 2 FUNCIONAMIENTO DEL COMPRESOR LIGERO 2	 13KM1 QG 13	CONTATTORE CONTACTOR SCHUTZ CONTACTEUR CONTACTOR
 9YV3 IC 9	VALVOLA TERMOSTATICA THERMOSTATIC VALVE THERMOSTATVENTIL VANNE THERMOSTATIQUE VÁLVULA TERMOSTÁTICA	 12KA1 QG 12	RELE' RELAY HILFSSCHUTZ CONTACTEUR AUXILIAIRE CONTACTOR AUXILIAR	 14AP1 QG 14	DRIVER DRIVER TREIBER DRIVER CONDUCTOR
 10HL1 IC 10	LAMPADA BLOCCO GENERALE GENERAL BLOCK LAMP ALLGEMEINE BLOCKLEUCHTE LAMPE BLOC GÉNÉRALE LÁMPARA DE BLOQUE GENERAL	 12KA2 QG 12	RELE' RELAY HILFSSCHUTZ CONTACTEUR AUXILIAIRE CONTACTOR AUXILIAR	 14BP1 IC 14	TRASDUTTORE DI PRESSIONE PRESSURE TRANSDUCER DRUCKWANDLER TRANSDUCTEUR DE PRESSION TRANSDUCTOR DE PRESIÓN
 10SB1 IC 10	SELETTORE ESTATE INVERNO SELECTOR SUMMER WINTER SELEKTOR SOMMER WINTER SÉLECTEUR HIVER D'ÉTÉ SELECTOR DE INVIERNO DE VERANO	 12KM1 QG 12	CONTATTORE COMPRESSORE COMPRESSOR CONTACTOR KOMPRESSOR-SCHÜTZ CONTACTEUR COMPRESSEUR CONTACTOR COMPRESOR		
 10SB2 IC 10	SELETTORE COMANDO REMOTO REMOTE COMMAND SELECTOR REMOTE-BEFEHLSAUSWAHL SÉLECTEUR DE COMMANDE À DISTANCE SELECTOR DE COMANDOS REMOTOS	 12KM2 QG 12	CONTATTORE COMPRESSORE COMPRESSOR CONTACTOR KOMPRESSOR-SCHÜTZ CONTACTEUR COMPRESSEUR CONTACTOR COMPRESOR		
 10SB3 IC 10	SELETTORE CONSENSO ACS ACS CONSENT SELECTOR ACS-ZUSTIMMUNGS-SELEKTOR SÉLECTEUR DE CONSENTEMENT ACS SELECTOR DE CONSENTIMIENTO DE ACS	 12KM3 QG 12	CONTATTORE POMPA PUMP CONTACTOR PUMPENKONTAKT CONTACT AVEC LA POMPE CONTACTO CON LA BOMBA		
 10SB4 IC 10	SELETTORE DOPPIO SET POINT DOUBLE SET POINT SELECTOR DOPPELTE SOLLWERTAUSWAHL DOUBLE SÉLECTION DE POINT DE CONSIGNE SELECCIÓN DE DOBLE PUNTO DE AJUSTE	 13AP2 QG 13	RELE' DI SICUREZZA SAFETY RELAYS SICHERHEITSRELAIS RELAIS DE SÉCURITÉ RELÉS DE SEGURIDAD		
 10SB5 IC 10	SELETTORE FORCED DOWNLOAD FORCED DOWNLOAD SELECTOR ERZWUNGENER DOWNLOAD-SELEKTOR SÉLECTEUR DE TÉLÉCHARGEMENT FORCÉ SELECTOR DE DESCARGA FORZADO	 13FU1 QG 13	FUSIBILE FUSE SICHERUNG FUSIBLE FUSIBLE		
 10ST1 IC 10	SONDA PROBE SONDE SONDE SONDA	 13GD1 QG 13	ALIMENTATORE 24Vdc 24VDC POWER SUPPLY 24VDC NETZTEIL ALIMENTATION 24VDC FUENTE DE ALIMENTACIÓN DE 24VDC		
 10YV1 IC 10	VALVOLA ACQUA CALDA SANITARIO SANITARY HOT WATER VALVE SANITÄR-WARMWASSERVENTIL VALVE SANITAIRE D'EAU CHAUDE VÁLVULA SANITARIA DE AGUA CALIENTE	 13HA1 QG 13	SEGNALATORE ACUSTICO/LUMINOSO ACOUSTIC/WARNING LIGHT AKUSTIK-/WARNLEUCHTE VOYANT, SONORE/D'AVERTISSEMENT LUZ ACÚSTICA/DE ADVERTENCIA		
 11HL1 IC 11	LUCE FUNZIONAMENTO COMPRESSORE 1 COMPRESSOR OPERATION LIGHT 1 KOMPRESSOR-BETRIEBSLEUCHTE 1 VOYANT DE FONCTIONNEMENT DU COMPRESSEUR 1 LUZ DE FUNCIONAMIENTO DEL COMPRESOR 1	 13KA1 QG 13	RELE AUSILIARIO AUXILIARY RELAY HILFSRELAIS RELAIS AUXILIAIRE RELÉ AUXILIAR		

					DATA 19/04/23		RHOSS S.p.A.	THAETP 250 (R290) 400V - 3ph - 50Hz	Codice / Code	Foglio Sheet
A	INSERITO FILTRO RC SU 12KM1 12KM2	1498	20-10-23	FOGLIATO L.	VISTO BELLONI F.		Via Oltre Ferrovia, 32 33033 CODROIPO (UD)	LEGENDA SIMBOLI SYMBOLS LEGEND	H21218/A	19B
REV.	MODIFICA	MOD.TEC.	DATA	FIRMA	APPR. BELLONI F.	SOST. IL :	SOST. DA :			Segue Next 20

Fg/Sh	Nome/Item	Descrizione/Description	Costruttore/Marke	TipoType	Modello/Model	Codice RHOSS	CodiceCode
1	1AP1	MODULO CONTROLLO FASE	CARLO GAVAZZI	RELE' SEQUENZIATORE DI FASE 208VAC-480VAC		L225306	DPA51CM44
1	1AP2	ENERGY METER	CARLO GAVAZZI	ENERGY METER 3PH GAVAZZI		L423893	EM21072DAV53X0SX
1	1AP3	MONITORE MIN/MAX TENSIONE	CARLO GAVAZZI	RELE' CONTROLLO MIN/MAX TENSIONE E SEQUENZA FASI 380-480V		L420916	DPB01CM48
2A	1BAS1	SOFTSTART	Eaton	DS7-342SX032N0-N Softstarter DS7, 110/230 V AC, 32 A con bypass		L424331	134932
2A	1BAS2	SOFTSTART	Eaton	DS7-342SX032N0-N Softstarter DS7, 110/230 V AC, 32 A con bypass		L424331	134932
1	1FU1	FUSIBILE	WOHNER WOHNER	PORTAFUSIBILE SEZIONABILE 10x38 2P 32A FUSIBILE 10x38 aM 4A 500V 120kA		L403978 L407074	31112 31452
1	1FU2	FUSIBILE	WOHNER WOHNER	PORTAFUSIBILE SEZIONABILE 10x38 1P 32A FUSIBILE 10x38 gG 4A 500V 120kA		L403979 L403988	31110 31183
1	1FU3	FUSIBILE	WOHNER WOHNER	PORTAFUSIBILE SEZIONABILE 10x38 1P 32A FUSIBILE 10x38 gG 4A 500V 120kA		L403979 L403988	31110 31183
1	1FU4	FUSIBILE	WOHNER WOHNER	PORTAFUSIBILE SEZIONABILE 10x38 3P 32A FUSIBILE 10x38 gG 1A 500V 120kA		L403986 L409734	31113 31008
1	1FU5	FUSIBILE	WOHNER ITALWEBER	PORTAFUSIBILE SEZIONABILE 10x38 2P 32A FUSIBILE SERIE CH10 AM 0,5A 500V		L403978 L420298	31112 1422000
1	1FU6	FUSIBILE	WOHNER WOHNER	PORTAFUSIBILE SEZIONABILE 10x38 1P 32A FUSIBILE 10x38 gG 0,5A 500V 120kA		L403979 L420355	31110 11421000
1	1QS1	SEZIONATORE	ABB ABB ABB ABB	INT. SEZIONATORE 4P 75A AC23 OT80F4N2 MANIGLIA QUADRATA ROSSA-GIALLA PER ALBERO DA 6MM OHYS3AH1 ALBERO COMANDO DA 6 MM L=250 PER SEZ. OT16..125F PER MAN. QUAD. CONTATTO AUS. LAT. 1N0 PER SEZ. OT/OTP16..125 OA1G10		L409606 L409613 L409609 L402652	EE2760 EE3164 EE3255 EO0011
1	1T1	TRASFORMATORE	ITALWEBER	TRASF 1000VA 400/230-24VAC ITALW		L425892	CBM001K00572
1	1T2	TRASFORMATORE	ITALWEBER	TRASF 50VA 400/230VAC ITALW		L426643	CBM000500908
1	1T3	TRASFORMATORE DI CORRENTE	CARLO GAVAZZI	TRASFORMATORE DI CORRENTE 100A		L424132	CTD3X1005AXXX
1	1WB1	RIPARTITORE	WOHNER	RIPARTITORE DI POTENZA 3 POLI+N 125A COMPACT		L422977	18038156
2A	2AKR1	CONTATTORE	Eaton	DILM12-10(230V50HZ,240V60HZ) CONT 5,5KW 1NA		L407011	276830
2A	2AKR2	CONTATTORE	Eaton	DILM12-10(230V50HZ,240V60HZ) CONT 5,5KW 1NA		L407011	276830
2	2QF1	INTERRUTTORE AUTOMATICO COMPRESSORE	Eaton Eaton	FAZ6-D25/3 Int.Magnetotermico 6/10kA 3P D25 ZP-IHK Cont.aus. di posizione 1NA+1NC (mont.scatto)		L229112 L223958	168083 286052
2	2QF2	INTERRUTTORE AUTOMATICO COMPRESSORE	Eaton Eaton	FAZ6-D25/3 Int.Magnetotermico 6/10kA 3P D25 ZP-IHK Cont.aus. di posizione 1NA+1NC (mont.scatto)		L229112 L223958	168083 286052
3	3QF1	INTERRUTTORE AUTOMATICO VENTILATORE	Eaton	FAZ6-D4/3 Int.Magnetotermico 6/10kA 3P D4		L403156	177440
3	3QF2	INTERRUTTORE AUTOMATICO POMPA	Eaton	FAZ6-D4/3 Int.Magnetotermico 6/10kA 3P D4		L403156	177440
4	4AP1	SCHEDA ELETTRONICA	CAREL CAREL	REGOLATORE UPC MEDIUM 230V EEV CONNETTORI ESTRAIBILI UPC MEDIUM		L421362 L421363	UPCARH1DM0 UPCCONNOM0
5	5EV1	VENTILATORE QUADRO	SCHNEIDER TEXA	VENTILATORE QUADRO CON GRIGLIA 85m3/h 230V IP54 FILTRI ARIA QUADRO 150x150 ABS		L403990 L403991	NSYCVF85M230PF FIL12XN0B
5	5KA1	RELE'	Finder RELPOL	RELE' PER CIRCUITO STAMP. 2SC 8A - 230VAC ZOCOLO NERO PER RELE' SERIE 4201		L219180 L219181	40.52.8.230.000 GZT80
5	5R1	RESISTENZA ELETTRICA	Zanardo	RESISTENZA EL. PER QUADRI 45W		L425755	VR1445
5	5S1	TERMOSTATO	Zanardo	TERMOSTATO TEMP. QUADRO 0-60°C 1NA		L409073	VR0602
6	6KA1	RELE'	RELPOL RELPOL	ZOCOLO BLU PER RELE' SERIE RM84 RELE' INDUSTRIALE 4SC 7A - 230VAC R4		L217672 L217673	GZM4 R42014235230WT
12	12KA1	RELE'	RELPOL RELPOL	ZOCOLO BLU PER RELE' SERIE RM84 RELE' INDUSTRIALE 4SC 7A - 230VAC R4		L217672 L217673	GZM4 R42014235230WT
12	12KA2	RELE'	RELPOL RELPOL	ZOCOLO BLU PER RELE' SERIE RM84 RELE' INDUSTRIALE 4SC 7A - 230VAC R4		L217672 L217673	GZM4 R42014235230WT

Fg/Sh	Nome/Item	Descrizione/Description	Costruttore/Marke	TipoType	Modello/Model	Codice RHOSS	CodiceCode
12	12KM1	CONTATTORE COMPRESSORE	Eaton Eaton	DILM32-10(230V50HZ,240V60HZ) C POT 15KW 1NA DILM32-XSPR240 SPEGNIARCO RC		L407014 L426921	277260 281203
12	12KM2	CONTATTORE COMPRESSORE	Eaton Eaton	DILM32-10(230V50HZ,240V60HZ) C POT 15KW 1NA DILM32-XSPR240 SPEGNIARCO RC		L407014 L426921	277260 281203
12	12KM3	CONTATTORE POMPA	Eaton	DILM9-10(230V50HZ,240V60HZ) C POT 4KW 1NA		L407010	276690
13	13AP2	RELE' DI SICUREZZA	ABB	RELE' SICUREZZA ABB USR22 24VDC		L426713	2TLA010070R0400
13	13FU1	FUSIBILE	ITALWEBER	FUSIBILE VETRO 5X20 RAPIDO 1,0A 250V F		L421560	0101001
13	13GD1	ALIMENTATORE 24Vdc	MORNSUN	ALIM 230VAC/24VDC 15,2W 0,63A MORNSUN		L426783	LI15-20B24PR2
13	13HA1	SEGNALATORE ACUSTICO/LUMINOSO	Elfin	Segnalatore acustico luminoso		L426481	020SAL24
13	13KA1	RELE AUSILIARIO	Finder RELPOL	RELE' PER CIRCUITO STAMP. 2SC 8A - 230VAC ZOCOLO NERO PER RELE' SERIE 4201		L219180 L219181	40.52.8.230.000 GZT80
13	13KM1	CONTATTORE	Eaton	DILM65(230V50HZ,240V60HZ) CONT POT 30KW		L407017	277894
14	14AP1	DRIVER	CAREL	DRIVER TERM Elett EVD E50 RS485 CAREL		L409792	EVD0000E50
	M1		Weidmuller	Morsetto doppio ZDK 2.5/1.5		L421352	1674300000
	X1		Weidmuller	Morsetto componibile di passaggio ZDU 2.5		L420917	1608510000

					DATA	19/04/23		RHOSS S.p.A. Via Oltre Ferrovia, 32 33033 CODROIPO (UD)	THAETP 250 (R290) 400V - 3ph - 50Hz	Codice / Code H21218/A	Foglio Sheet 21
A	INSERITO FILTRO RC SU 12KM1 12KM2	1498	20-10-23	FOGLIATO L.	VISTO	BELLONI F.					Segue Next /
REV.	MODIFICA	MOD.TEC.	DATA	FIRMA	APPR.	BELLONI F.	SOST. IL :	SOST. DA :	LISTA COMPONENTI COMPONENTS LIST		